

Transforming your space

 Richard
Burbidge





Welcome to the Richard Burbidge Professional Product Guide.

Established in 1867, we have been passionate about the design, manufacture and supply of timber products for over 150 years. Today we offer a range of innovative products designed to transform your home; from stairparts and mouldings to porches and decking balustrades. Our products are designed to be simple to fit, with a team of experts to advise on every aspect of planning, estimating and fitting as required.



Contents

Environment	4
Transformations	6
Our product tree	8
STAIRPARTS	
Elements®	10
Glass inset NEW	10
Glass bracketed	12
Metal	13
Immix®	16
Fusion®	18
Re-Newel® Cladding NEW	24
Heritage	26
Classic	28
Trademark	32
Wall Mounted Handrails	52
Volume Purchasing	56
MOULDINGS	
Corners	59
Covers	61
Decorative	62
Doors	66
Dowel	67
Floors	68
Stripwood	70
Windows	71
OUTDOOR	
Balustrades	70
Porches & canopies	74
FUSION® OUTDOOR	
Fusion® systems	76
Fusion® Juliette balconies	76
DIY TIMBER	
PSE handy packs	79
Solid pine boards	80
Sawnwood	80
Installation information	82



Front cover: Elements® white oak with metal balusters **Main picture:** Various mouldings and pine board including; STW6028 - Pine stripwood as wall panelling, FLR6016 - Pine chamfered pencil skirting, FLR5001 - Pine scotia surrounding flooring on base of the fireplace, DOW2010 - Light hardwood dowel as clothing stand, DEC6040 - Pine decorative moulding as photo frames, Atkinson & Kirby's Rydal Oak as hardwood flooring. **Left top:** Elements® white oak with inset glass panels **Left bottom:** Traditional outdoor balusters & crosshatch timber panel.

Crafting timber products sustainably

At Richard Burbidge we feel privileged to work with this incredible natural resource every day and will always champion supporting sustainable timber production.

We are proud to hold an extensive list of environmental and sustainable accreditations and are extremely careful about where we source our timber from. A large majority of our timber is FSC® certified or PEFC certified. These certifications promote environmentally appropriate, socially beneficial and economically viable management of the world's forests. Please ask for FSC® and PEFC certified products.

As members of the Timber Trade Federation (TTF), we operate under a strict Environmental Code of Conduct, always ensuring our timber is fit for purpose and meets local and international legal regulations.

We are committed to constructing all of our products sustainably, we produce a large selection of our timber products at our own mill in Chirk, North Wales. We're also extremely proud of our ISO 14001 Environmental Management Systems certification, which demonstrates that we operate a business taking into account minimising our environmental impacts.

Wood is a complex and unique product; by taking the time to replenish and refinish wood, it can last a lifetime. At Richard Burbidge we are always championing and supporting sustainable timber sourcing and production. We continue to deliver on our promise to give our customers the most eco-friendly and environmentally viable selection of timber products.







TRANSFORMATIONS

by Richard Burbidge

Turn ordinary into inspirational

A new stairway can change the whole look and feel of a home, clever use of mouldings can bring a room to life, and the garden can grow another living space with our outdoor balustrades and accessories. Contemporary or classic, modern or traditional; timber, glass and metal combine to catch the eye in a comprehensive range of high quality components that can turn ordinary into fabulous. You'll find inspiration in the following collections with useful information and advice on fitting, finishing and maintenance to help you choose the right solution and achieve a perfect result. A job well done.

HERITAGE

We've been supplying precision crafted materials to discerning craftsmen for over 150 years

STYLE

We work with leading trend analysts and designers to ensure that our products remain at the cutting edge

DETAIL

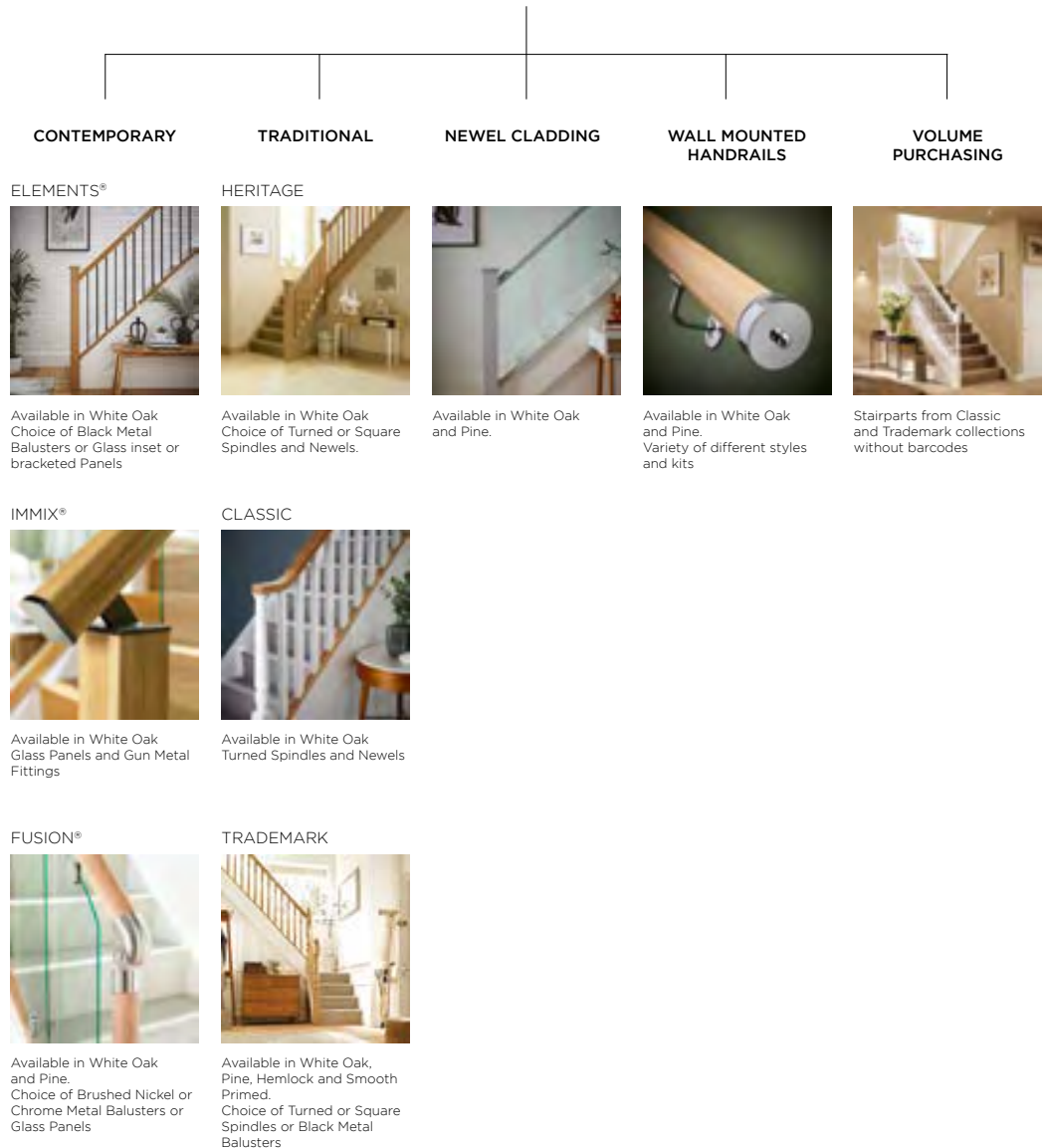
You can be confident that everything we supply is exact in design and manufacture



Left: Elements® white oak with inset glass panels. **Above left:** DEC6006 - Pine T&G cladding on wall, DEC6011 - Pine dado rail to wainscot wall panelling, 93643 - Solid pine board as shelf, DEC6014 - Pine panel moulding as decorative cover on shelf, DEC6040 - Pine decorative moulding as photo frames. **Above right:** Elements® White Oak handrail with Fusion® chrome balusters.

Our product tree

STAIRPARTS



YOUR GUIDE TO THE SYMBOLS USED IN THIS BROCHURE

The screwdriver symbol indicates the level of skill required to install a balustrade system, graded in an increasing scale from 1 to 4 (1= competent DIY-er, 4 = skilled joiner).

The price points throughout the brochure are a simple comparison, showing the amount you could expect to pay for stairparts for a 12-tread staircase.

All stairparts systems have been tested. For specific details, please contact our technical team on 01691 678212.

Installation method



Over-the-post



Traditional also known as post-to-post handrail system – mortise and tenon fix



Post-to-post handrail system – twist bracket, Immix® & Elements®



Fusion®, Wall Mounted Handrails

Price points



£1500 - £2000



£1000 - £1500



£500 - £1000



Under £250

Testing categories



Domestic installations
Designed to resist loadings of 0.36kN/m



Light Commercial installations
Designed to resist loadings of 0.74kN/m

MOULDINGS

OUTDOOR


DIY TIMBER

CORNERS



Quadrants and Angles

DOWELS



Dowels in various sizes and timbers

TRADITIONAL



Choice of Black Metal Balusters, Treated Timber Spindles or Glass Panels

PORCH CANOPIES



Choice of Apex Porch Canopy or Flat Roof Canopy

FUSION®

FUSION® BALUSTRADE



Glass Panel Balustrade

PSE HANDY PACKS




Shrinkwrapped and barcoded multiple packs

COVERS



D-Shapes, Hockeys and Half Round

FLOORS




Scotia, Skirting, Door Stop, Threshold and Weather Bars

CLASSIC



Choice of Black Metal Balusters, Treated Timber Spindles or Glass Panels

JULIETTE BALCONIES




Choice of Three Glass Juliette Balcony Kits

SOLID PINE BOARDS




Flat sheet pine panel boards

DECORATIVE



Astragals, Broken Ogee, Cladding, Dado Rail, Panel Mouldings, Picture Rails

STRIPWOODS



PSE Stripwood and Airer Lath

CONTEMPORARY




Choice of Round Treated Timber Spindles or Glass Panels

SAWNWOOD



Suitable for general construction and decorative projects

DOORS



Architrave and Fire Check Beading

WINDOWS



Window Beading



ELEMENTS®

Modern materials + striking designs

Choose from glass, metal or timber combinations for a contemporary look or classic with a twist. Offering innovative easy-fit brackets for glass panels or pre-drilled handrails and baserails for balusters, both allowing for a quick and seamless installation.

- Simple and quick to install
- Ideal for residential renovation projects
- Toughened 6 & 8mm glass panels and metal balusters for safety

MATCHING WALL MOUNTED HANDRAIL AVAILABLE PAGE 52

Above: Elements® painted pine with inset glass panels.

Price points



£500 - £1000

Installation method



Elements®

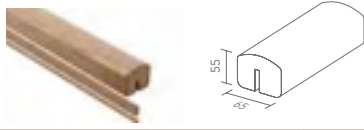
Testing categories



Domestic

Elements® grooved handrails for glass*

White Oak



Product code	EGHR2400WO	EGHR3600WO	EGHR4200WO
Size (mm)	2400 x 65 x 55	3600 x 65 x 55	4200 x 65 x 55
Pack qty	1	1	1

Pine



Product code	EGHR2400P	EGHR3600P	EGHR4200P
Size (mm)	2400 x 65 x 55	3600 x 65 x 55	4200 x 65 x 55
Pack qty	1	1	1

Elements® grooved baserails for glass*

White Oak



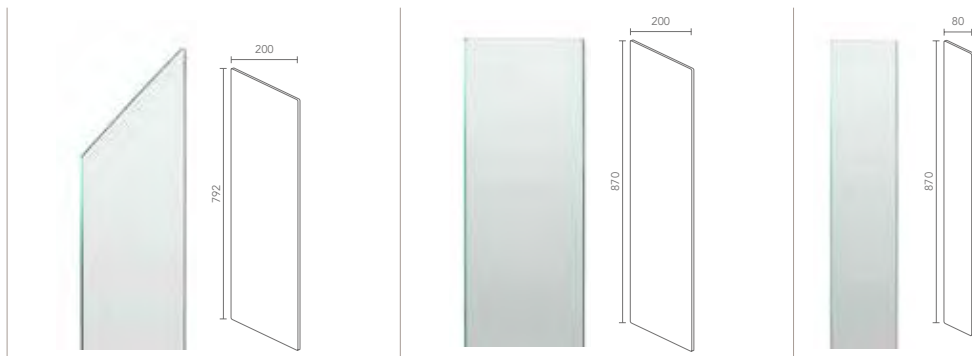
Product code	EGBR2400WO	EGBR3600WO	EGBR4200WO
Size (mm)	2400 x 60 x 33	3600 x 60 x 33	4200 x 60 x 33
Pack qty	1	1	1

Pine




Product code	EGBR2400P	EGBR3600P	EGBR4200P
Size (mm)	2400 x 60 x 33	3600 x 60 x 33	4200 x 60 x 33
Pack qty	1	1	1

Elements® 8mm inset clear glass panels



Product code	EGGPR1	EGGPR4	EGGPL1	EGGPL4	EGGPL5
Description	Rake glass panel	Rake glass panel 4 pack	Landing glass panel	Landing glass panel 4 pack	Return landing glass panel
Pack qty	1	4	1	4	1

- Simple and quick to install with grooved hand & baserails
- Available in oak or pine ready to paint
- Strength tested to Domestic Regulations
- Toughened 8mm clear glass panels
- Hidden fixing system for handrail to newel
- Suitable for stairs with pitches of 40 - 43 degrees
- As with the rest of the Stairparts range, the timber within this product is made of FSC®- certified and other controlled materials



Above: Elements® painted pine handrail.

* Not suitable for use with Elements® balusters.

Elements® with bracketed glass

Elements® handrails for bracketed glass*

White Oak



Product code	HRR2400GWO	HRR3600GWO	HRR4200GWO
Size (mm)	2400 x 65 x 55	3600 x 65 x 55	4200 x 65 x 55
Pack qty	1	1	1

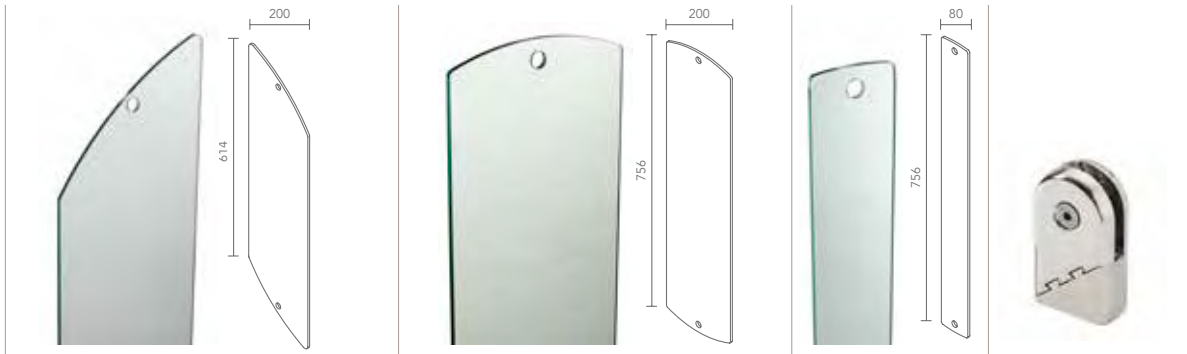
Elements® baserails for bracketed glass*

White Oak



Product code	BRR2400GWO	BRR3600GWO	BRR4200GWO
Size (mm)	2400 x 60 x 28	3600 x 60 x 28	4200 x 60 x 28
Pack qty	1	1	1

Elements® 6mm clear glass panels



Product code	MMGPR1	MMGPR4	MMGGL1	MMGGL4	MMGPSL1	GPB
Description	Rake glass panel	Rake glass panel 4 pack	Landing glass panel	Landing glass panel 4 pack	Return landing glass panel	Glass panel brackets 2 pack
Pack qty	1	4	1	4	1	2


* Not suitable for use with Elements® balusters.



Above left: Elements® with glass panels Above right: Elements® glass, handrail and brackets

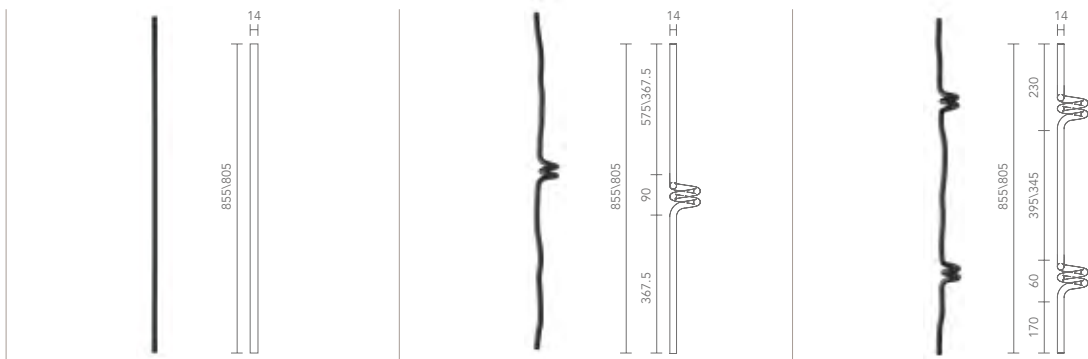
Elements® balusters

Black



Product code	MB01R	MB01L	MB02R	MB02L	MB03R	MB03L
Description	Hybrid double rake baluster	Hybrid double landing baluster	Hybrid single rake baluster	Hybrid single landing baluster	History rake baluster	History landing baluster
Length (mm)	805	855	805	855	805	855
Pack qty	3	3	3	3	3	3

Black

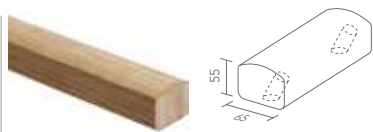


Product code	MB04R	MB04L	MB05R	MB05L	MB06R	MB06L
Description	Plain rake baluster	Plain landing baluster	Single spiral rake baluster	Single spiral landing baluster	Double spiral rake baluster	Double spiral landing baluster
Length (mm)	805	855	805	855	805	855
Pack qty	3	3	3	3	3	3

Elements® rake handrails*

For use with the Elements metal balusters

White Oak



Product code	HRR2400WO	HRR3600WO	HRR4200WO
Size (mm)	2400 x 65 x 55	3600 x 65 x 55	4200 x 65 x 55
Pack qty	1	1	1

Elements® rake baserails*

For use with the Elements metal balusters

White Oak

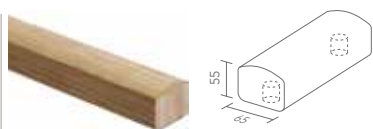


Product code	BRR2400WO	BRR3600WO	BRR4200WO
Size (mm)	2400 x 60 x 28	3600 x 60 x 28	4200 x 60 x 28
Pack qty	1	1	1

Elements® landing handrails

For use with the Elements metal balusters

White Oak



Product code	HRL2400WO	HRL3600WO
Size (mm)	2400 x 65 x 55	3600 x 65 x 55
Pack qty	1	1

Elements® landing baserails

For use with the Elements metal balusters

White Oak



Product code	BRL2400WO	BRL3600WO
Size (mm)	2400 x 60 x 28	3600 x 60 x 28
Pack qty	1	1

*Pre-drilled handrails and baserails are suitable for stairs with pitches of 40-43 degrees

Elements® Newels

Elements® newel caps

White Oak
Suitable for 90mm newels

NEW Shadow **Square**



Product code	WONCS1/90	WONC8	WONC8HALF
Description	Shadow Newel Cap	Flat newel cap	Flat half newel cap
Pack qty	1	1	1



Pine
Suitable for 90mm newels

NEW Shadow **Square**



Product code	NCSP1/90	NC8P	NC8PHALF
Description	Shadow Newel Cap	Flat newel cap	Flat half newel cap
Pack qty	1	1	1



NEW **Chrome Finish** **Brushed Nickel Finish** **Gun Metal Finish** **Black Finish**

Suitable for 90mm newels



Product code	SNC	BNC	IMNC	BLNC
Description	Chrome square newel cap for 90mm newels	Brushed nickel square newel cap 90	Gun Metal square newel cap 90	Black finish square Newel Cap 90
Pack qty	1	1	1	1

Elements® end cap

Chrome Finish **Brushed Nickel Finish** **Black Finish**



Product code	MBECC	MBECB	MBECBL
Description	Chrome end cap	Brushed Nickel Finish end cap	Black end cap
Pack qty	2	2	2

Elements® fixing kits*

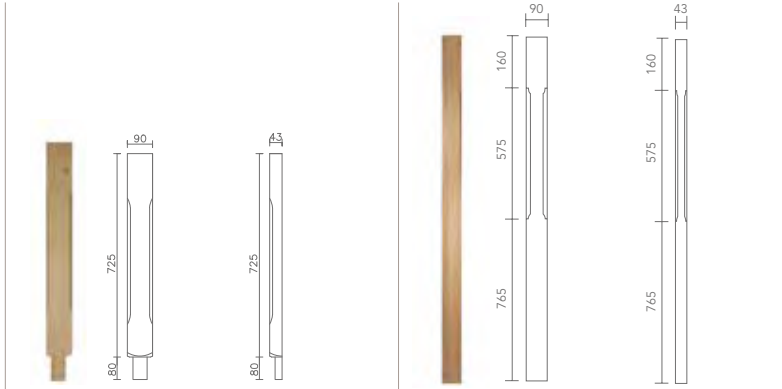


RBLFK	RBRFK
Handrail landing fixing kit	Handrail rake fixing kit
1	1

*All stairparts systems are tested with Richard Burbidge fixing kits

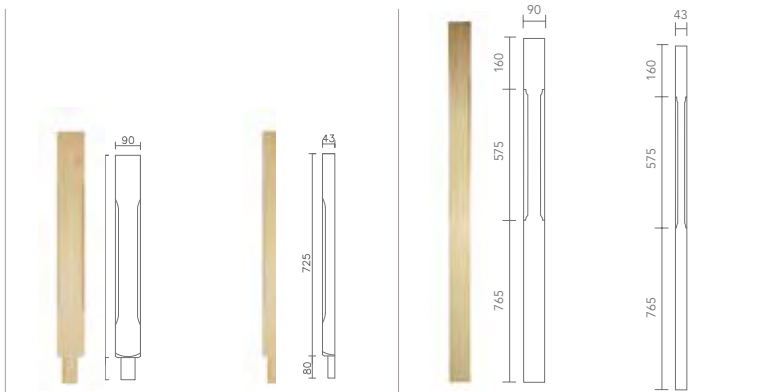
Elements® newels

White Oak




Product code	WOSCNT160	WOSCNT160HALF	WOSCN1500	WOSCN1500HALF
Description	Stop Chamfer newel 160	Stop Chamfer half newel 160	Stop Chamfer newel 90	Stop Chamfer half newel 90
Pack qty	1	1	1	1

Pine



Product code	SCNT160/90P	SCNT160/90PHALF	SCNP1500/90P	SCNP1500/90PHALF
Description	Stop Chamfer newel 160	Stop Chamfer half newel 160	Stop Chamfer newel 90	Stop Chamfer half newel 90
Pack qty	1	1	1	1



Left top: Painted pine Shadow newel cap Left bottom: Elements® white oak with metal balusters Black finish newel cap Above left: Elements® White Oak with metal black balusters Above middle: Elements® White Oak with inset glass panels Above right: Elements® white oak with Fusion® chrome balusters.



IMMIX®

Contemporary features + bright thinking

Beautiful oak handrails, sleek gun-metal connectors and innovative light enhancing glass panels combine to create a spacious effect and completely transform your space.

- Quick and easy to fit with no structural work required
- Pre-finished timber for a quicker fit
- Creates the illusion of a bigger space with innovative toughened 8mm glass panels
- Stylish gun metal fittings

MATCHING WALL MOUNTED HANDRAIL AVAILABLE PAGE 52

Above: Immix® white oak and glass panels.

Price points

£ £ £ £1000 - £1500

Installation method



Immix®

Testing categories



Domestic

Immix® handrails

White Oak



Product code	IHR2400WO	IHR3600WO	IHR4200WO
Size (mm)	2400 x 60 x 69	3600 x 60 x 69	4200 x 60 x 69
Pack qty	1	1	1

Immix® baserails

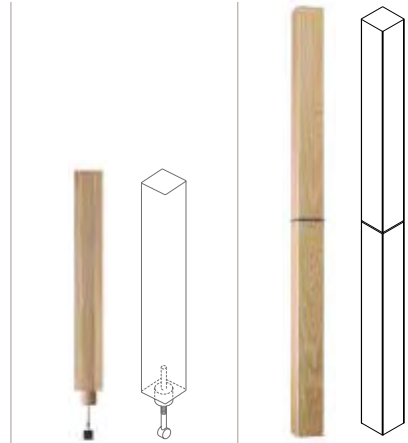
White Oak



Product code	IBR2400WO	IBR3600WO	IBR4200WO
Size (mm)	2400 x 60 x 60	3600 x 60 x 60	4200 x 60 x 60
Pack qty	1	1	1

Immix® newels

White Oak



Product code	IMNT725WO*	IM1450NWO**
Size (mm)	725 x 90 x 90	1 piece newel
Pack qty	1	1

Immix® 8mm clear glass panels



Product code	IMGPR1	IMGPR4	IMGPL1	IMGPL4	IMGPSL1
Description	Rake glass panel	Rake glass panel 4 pack	Landing glass panel	Landing glass panel 4 pack	Return glass landing panel
Pack qty	1	4	1	4	1

Immix® handrail & newel connecting brackets

Gun metal finish



Product code	IMBRC	IMTRC	IMIRC	IMLC	IMHT	IMWC
Description	Bottom connector	Top connector	Intermediate rake connector	Landing connector	Horizontal turn	Wall connector
Pack qty	1	1	1	1	1	1

Gun metal finish



Product code	IMDNC	IMILC	IMNBC	IMREC	IMNC	IMWMHB
Description	2 piece bracket for 1 piece newel	Intermediate landing connector	Newel base connector	End cap	Newel cap	Wall mounted handrail bracket
Pack qty	1	1	1	1	1	1

*Universal newel with zip-bolt. **Use in combination with IMDNC. Suitable for stair pitches 40-43 degrees.



FUSION®

Innovative fittings + unique appearance

Stylish minimalism combining chrome or brushed nickel connectors with glass or metal infills. Easy fit connectors make it a straightforward project that can be completed within a day or two.

- No mess, components slot together
- Pre-finished timber for a quicker fit
- Toughened 6mm clear glass panels and balusters for safety and peace of mind
- Minimal saw cuts are hidden by nifty connectors

MATCHING WALL MOUNTED HANDRAIL AVAILABLE PAGE 20 & 52

Above: Fusion® white oak and glass panels.

Price points



£500 - £1000. Pine



£1000-£1500. Oak, including Oak with glass

Installation method



Fusion®

Testing categories



Domestic and Light Commercial*


*Fusion Commercial is available on page 78

Fusion® balusters - closed string

Chrome Finish




Chrome Finish - Fusion® Mark 2




Product code	MMSBSUK	MMSBS10UK	MMLBSUK	MMLBS10UK	SBSUK2	SBS10UK2	LBSUK2	LBS10UK2
Description	Staircase baluster & 2 fixing brackets	Staircase baluster 10 multi-pack*	Landing baluster & 2 fixing brackets	Landing baluster 10 multi-pack*	Staircase baluster & 2 fixing brackets	Staircase baluster 10 multi-pack*	Landing baluster & 2 fixing brackets	Landing baluster 10 multi-pack*
Pack qty	1	10	1	10	1	10	1	10

Brushed Nickel Finish



Brushed Nickel Finish - Fusion® Mark 2




Product code	MMSBBUK	MMSBB10UK	MMLBBUK	MMLBB10UK	SBBUK2	SBB10UK2	LBBUK2	LBB10UK2
Description	Staircase baluster & 2 fixing brackets	Staircase baluster 10 multi-pack*	Landing baluster & 2 fixing brackets	Landing baluster 10 multi-pack*	Staircase baluster & 2 fixing brackets	Staircase baluster 10 multi-pack*	Landing baluster & 2 fixing brackets	Landing baluster 10 multi-pack*
Pack qty	1	10	1	10	1	10	1	10

Fusion® balusters - cut string

Chrome Finish




Chrome Finish - Fusion® Mark 2



Brushed Nickel Finish



Brushed Nickel Finish - Fusion® Mark 2



Product code	MMSBSE	MMSBS10E	SBSE2	SBS10E2	MMSBBE	MMSBB10E	SBBE2	SBB10E2
Description	Staircase baluster & 2 fixing brackets	Staircase baluster 10 multi-pack*	Staircase baluster & 2 fixing brackets	Staircase baluster 10 multi-pack*	Staircase baluster & 2 fixing brackets	Staircase baluster 10 multi-pack*	Staircase baluster & 2 fixing brackets	Staircase baluster 10 multi-pack*
Pack qty	1	10	1	10	1	10	1	10

All staircase balusters will achieve stair pitches of 38-45 degrees. *Baluster 10 multi-packs include 10 balusters and 20 brackets

Fusion®

Fusion® cut string

Chrome Finish

Brushed Nickel Finish

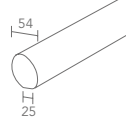
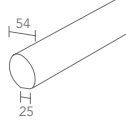


Product code	MMSBCS	MMSBCB
Description	Suspended baserail connector	Suspended baserail connector
Pack qty	1	1

Fusion® handrails

White Oak*

Pine*




Product code	RHR2400WO	RHR3600WO	RHR4200WO	RHR2400PF	RHR3600PF	RHR4200PF
Size (mm)	2400 x Ø54	3600 x Ø54	4200 x Ø54	2400 x Ø54	3600 x Ø54	4200 x Ø54
Pack qty	1	1	1	1	1	1

Fusion® newels


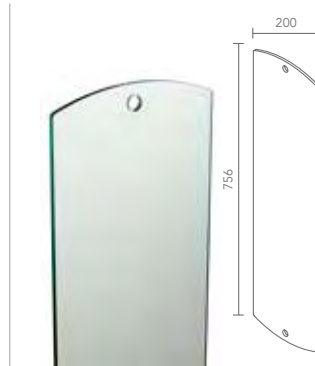
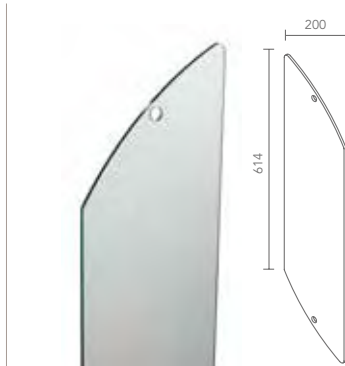
White Oak*

Pine*



Product code	RHR750WO	RHR750PF
Size (mm)	750 x Ø54	750 x Ø54
Pack qty	1	1

Fusion® 6mm clear glass panels



Product code	MMGPR1	MMGPR4	MMGPL1	MMGPL4	MMGPSL1
Description	Rake glass panel	Rake glass panel 4 pack	Landing glass panel	Landing glass panel 4 pack	Small landing return panel
Pack qty	1	4	1	4	1

Fusion® panel brackets

Chrome

Brushed Nickel



Product code	MMGPS2	MMGPS8	MMGPB2	MMGPB8
Description	Glass panel brackets 2 pack	Glass panel brackets 8 pack	Glass panel brackets 2 pack	Glass panel brackets 8 pack
Pack qty	2	8	2	8

* Pre-finished

Fusion® baserails

White Oak*



Pine*



Product code	SBR2400WO	SBR3600WO	SBR4200WO	SBR2400PF	SBR3600PF	SBR4200PF
Size (mm)	2400 x 55 x 27	3600 x 55 x 27	4200 x 55 x 27	2400 x 55 x 27	3600 x 55 x 27	4200 x 55 x 27
Pack qty	1	1	1	1	1	1

Fusion® handrail & newel connecting brackets

Chrome Finish



Product code	MMBCS	MMTCS	MMICS	MMLCS	MMHTRS	MMHTLS	MMWCS
Description	Bottom connector	Top connector	Intermediate connector	Landing connector	Horizontal turn, right hand	Horizontal turn, left hand	Wall connector
Pack qty	1	1	1	1	1	1	1



Product code	MMNCS	MMALS	MMHLS	MMINCS	MMECS	MMSNS	MMSQCS
Description	Newel base connector	Adjustable landing connector	Half landing connector	Intermediate newel connector	End cap	Storey newel connector	Square newel cap - 90mm
Pack qty	1	1	1	1	1	1	1

Brushed Nickel Finish



Product code	MMBCB	MMTCB	MMICB	MMLCB	MMHTRB	MMHTLB	MMWCB
Description	Bottom connector	Top connector	Intermediate connector	Landing connector	Horizontal turn, right hand	Horizontal turn, left hand	Wall connector
Pack qty	1	1	1	1	1	1	1



Product code	MMNCB	MMALB	MMHLB	MMINCB	MMECB	MMSNB	MMSQCB
Description	Newel base connector	Adjustable landing connector	Half landing connector	Intermediate newel connector	End cap	Storey newel connector	Square newel cap - 90mm
Pack qty	1	1	1	1	1	1	1

* Pre-finished


Fusion®

90mm Fusion® newel bases



White Oak*

Product code	Size (mm)	Pack qty
WONB510	510 x 90 x 90	1
WONB700	700 x 90 x 90	1
WONB915	915 x 90 x 90	1
WONB1375	1375 x 90 x 90	1
WONB2000	2000 x 90 x 90	1
WONB2850	2850 x 90 x 90	1



Pine*

Product code	Size (mm)	Pack qty
NB510/90P	510 x 90 x 90	1
NB700/90P	700 x 90 x 90	1
NB915/90P	915 x 90 x 90	1
NB1375/90P	1375 x 90 x 90	1
NB2000/90P	2000 x 90 x 90	1
NB2850/90P	2850 x 90 x 90	1

Fusion® wall mounted handrails

Chrome Finish

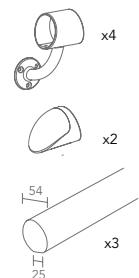
Product code	MMWECS	MMWBS	MMWMHS
Description	Handrail end cap	Handrail wall bracket	Wall handrail connector
Pack qty	1	1	1

Brushed Nickel Finish

Product code	MMWECS	MMWBS	MMWMHS	CTB	WMCB	WMRB
Description	Handrail end cap	Handrail wall bracket	Wall handrail connector	Transition bracket	Wall mounted corner bracket	Wall mounted return bracket**
Pack qty	1	1	1	1	1	1

Boxed Rail Kits

Product code	KIT01	KIT02	KIT03	KIT04
Description	Pine with brushed nickel connectors	White oak with brushed nickel connectors	Pine with chrome connectors	White oak with chrome connectors
Pack qty	1	1	1	1



* Supplied unfinished ** Only suitable when used with MMWMHB



Top: Fusion® with chrome MK1 Bottom left: Fusion® with brushed nickel MK2 balusters and fittings
 Bottom middle: Fusion® handrail with brushed nickel fittings Bottom right: Fusion® glass with brushed nickel fittings



RE-NEWEL

Quick + seamless transformation

Above: Painted pine Re-Newel kit with inset glass panels.

Call **01691 678 300** for customer services Visit www.richardburbidge.com for further information

NEW Re-Newel cladding system

The Re-Newel cladding system transforms turned newels into a clean and modern square newel. Choose from combinations of metal, glass and timber stairparts for a contemporary look. Innovative easy-fit glass panels or pre-drilled handrails and baserails make for a quick and easy installation.

- Give the stairway a modern new look
- An ideal way to modernise old or structural newels which can be difficult to replace
- Available in Oak or Pine kits including a matching cap
- Unique to Richard Burbidge, Pine kits are ideal for painting to match a colour scheme
- Designed to clad an existing newel up to 90mm
- Compatible with all stairparts in our range
- Finished newel size is 112 x 112 x 1500mm



Quick and easy transformation



Re-Newel cladding system

White Oak



Pine



Product code	CLADOAKKIT
Description	Oak newel cladding kit including cap for up to 90mm newel
Pack qty	1

Product code	CLADPINEKIT
Description	Pine newel cladding kit including cap for up to 90mm newel
Pack qty	1



HERITAGE

Classic details + perfect proportions

Above: Heritage white oak Arlington newel and spindles

Heritage White Oak*

Perfect proportions and classic details in a wide range of superbly crafted white oak components. Beautifully modern classic designs, turned and plain styles for a traditional yet timeless look.

- Exceptional craftsmanship with precise attention to detail
- Oversized timber components to make an entrance grand
- Create a truly unique look with 12 spindle and 10 newel designs to chose from
- Available in unfinished white oak to be finished on site

Over 90 products

Price points

£ £ £ £ £1500 -£2000

Installation method



Over-the-post



Traditional (post-to-post – handrail system mortise and tenon fix)

Testing categories



Domestic and Light Commercial



55mm range spindles
8 designs



55mm range balusters
2 designs



115mm range newels
14 designs



115mm complete newels
2 designs



115mm newel bases
6 sizes



Caps for 115mm newels
2 designs



Handrails for 55mm spindles
3 sizes



Baserails for 55mm spindles
3 sizes



Fittings for 55mm spindles
11 designs



Scan QR code to view lots of designs available on our website to create your own look



Left: Heritage newel post Middle: Heritage fluted continuous system in white oak Right: Heritage white oak with stop chamfer newel and balusters

*4 week lead time from receipt of order across the full Heritage collection



CLASSIC

Elegant design + rich timber

Beautifully crafted using the finest white oak to create an elegant take on traditional styles.

- Traditional in style with a hint of contemporary sophistication
- Made from the finest natural materials
- Continuous or straight handrail design
- Available in 41mm spindle widths

Price points

£ £ £ £1000 - £1500

Installation method



Over-the-post



Traditional (post-to-post – handrail system mortise and tenon fix)

Testing categories



Domestic and Light Commercial

Above: Classic painted white newel turning, white oak handrail with plain balusters painted white

41mm range spindles

White Oak

Classic Fluted **NEW Forston***

Product code	CWOF090	CWOF110	WOFT090	WOFT110
Description	900 x 41 x 41	1100 x 41 x 41	900 x 41 x 41	1100 x 41 x 41
Pack qty	1	1	1	1

90mm newel turnings

Plain Classic Fluted

Product code	CWONT-V	CWONT0	CWFNT-V	CWFNT0
Description	890 length	675 length	890 length	675 length
Pack qty	1	1	1	1

90mm newel turnings

White Oak

Plain Classic Fluted

Product code	CWONT160/90	CWONT160HALF	CWONT415/90	CWFNT160	CWFNT160HALF	CWFNT415
Description	725 x 90 x 90	725 x 90 x 43	710 x 90 x 90	725 x 90 x 90	725 x 90 x 43	710 x 90 x 90
Pack qty	1	1	1	1	1	1

Handrails for 41mm spindles

White Oak

Product code	CWOHR2400/41	CWOHR3600/41	CWOHR4200/41
Size (mm)	2400 x 70 x 55	3600 x 70 x 55	4200 x 70 x 55
Pack qty	1	1	1

Baserails for 41mm spindles

White Oak

Product code	CWOB2400/41	CWOB3600/41	CWOB4200/41
Size (mm)	2400 x 65 x 23	3600 x 65 x 23	4200 x 65 x 23
Pack qty	1	1	1

90mm newel bases

White Oak

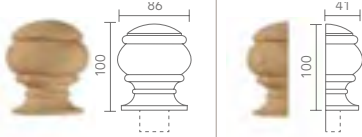
Product code	Size (mm)	Pack qty
WONB510	510 x 90 x 90	1
WONB510HALF	510 x 90 x 43	1
WONB700	700 x 90 x 90	1
WONB915	915 x 90 x 90	1
WONB1375	1375 x 90 x 90	1
WONB2000	2000 x 90 x 90	1
WONB2850	2850 x 90 x 90	1

*Spindles are from the Trademark collection

Classic White Oak

Caps for 90mm newels

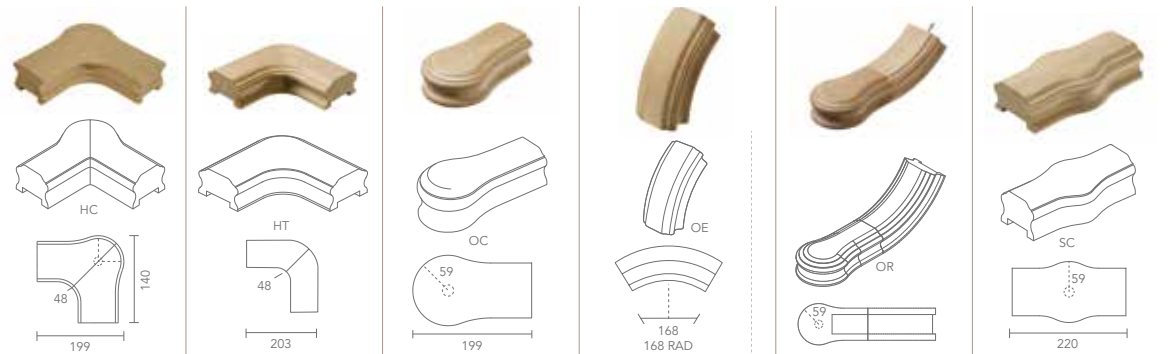
White Oak



Product code	CWONC1	CWONC1HALF
Size (mm)	100 x 86 x 86	100 x 86 x 41
Pack qty	1	1

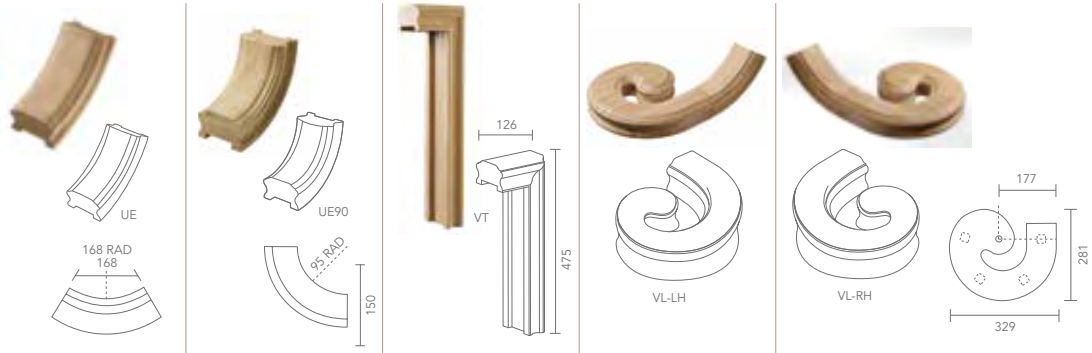
Fittings for 41mm spindles

White Oak



Product code	CWOHC	CWOHT	CWOOC	CWOOE	CWOOR	CWOSC
Description	Horizontal cap	Horizontal turn	Opening cap	Over easing	Opening rise	Straight cap
Pack qty	1	1	1	1	1	1

White Oak



Product code	CWOUE	CWOUE90	CWOVT	CWOVL-LH	CWOVL-RH
Description	Up easing	Up easing 90 degrees	Vertical turn	Left hand volute	Right hand volute
Pack qty	1	1	1	1	1

Fixing kits



Product code	RBLFK	RBRFK
Description	Handrail landing fixing kit	Handrail rake fixing kit
Pack qty	1	1



Top left: Forston Oak Rope Twisted Spindle **Bottom left:** Classic white oak handrail fittings **Right:** Classic fluted over-the-post installation

Register for an online account



Register for an online account with at **richardburbidge.com** and you'll benefit from our trade support including:

- Easy online ordering
- Bespoke quotes
- Trade prices
- Payment terms
- Real-time stock levels
- Download imagery*
- Marketing support

Scan here to register for an online account



*feature is coming soon.



TRADEMARK

Natural beauty + opulent detail

Combining great design with exceptional detail, Trademark has something to suit every budget and decor. Mix and match from a range of turned or square styles in selected timbers to create your ideal look.



- Mix and match with square or turned styles
- A wide selection of beautiful timbers, choose from oak, hemlock, pine and smooth primed
- Styles to suit every home and budget

Above: Trademark with oak colonial newel and spindles

Price points

- £ Under £500. Pine
- £ £ £ £500 - £1000. Hemlock, Smooth Primed, White Oak


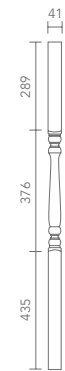
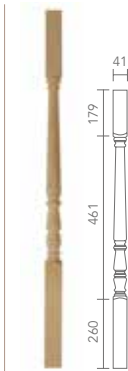



Installation method

-  Over-the-post
-  Traditional (post-to-post – handrail system mortise and tenon fix)



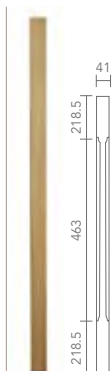





Testing categories

-   Domestic and Light Commercial



41mm turned spindles

	Colonial*		Imperial		Provincial**	
White Oak						
Product code	WOC090	WOC0110	WOIS090	WOIS110	WOPS090	WOPS110
Description	900 x 41 x 41	1100 x 41 x 41	900 x 41 x 41	1100 x 41 x 41	900 x 41 x 41	1100 x 41 x 41
Pack qty	1	1	1	1	1	1




41mm balusters

	Plain		Stop Chamfer		Square Twist		NEW Forston	
White Oak								
Product code	WOSTK	WOSTK110	WOSC090	WOSC110	WOTS090	WOTS110U	WOFT090	WOFT110
Description	900 x 41 x 41	1100 x 41 x 41	900 x 41 x 41	1100 x 41 x 41	900 x 41 x 41	1100 x 41 x 41	900 x 41 x 41	1100 x 41 x 41
Pack qty	1	1	1	1	1	1	1	1

32mm turned spindles

	Georgian	
White Oak		
Product code	WOGM090/32	WOGM110/32
Description	900 x 32 x 32	1100 x 32 x 32
Pack qty	1	1

32mm balusters

	Plain		Stop Chamfer	
White Oak				
Product code	WOSTK090/32	WOSTK110/32	WOSC090/32	WOSC110/32
Description	900 x 32 x 32	1100 x 32 x 32	900 x 32 x 32	1100 x 32 x 32
Pack qty	1	1	1	1

*Turned centre profile ** Square centre profile

Trademark White Oak

90mm newel turnings

Tulip*

White Oak

Product code	WONT160	WONT160HALF	WONT415	WONT202
Size (mm)	725 x 90 x 90	725 x 90 x 43	710 x 90 x 90	497 x 90 x 90
Pack qty	1	1	1	1

White Oak


Plain

Stop Chamfer

Tulip

Product code	WOSQNT1000	WOSQNT1000HALF	WOSCNT160	WOSCNT160HALF	WONT-V	WONT0
Size (mm)	1000 x 90 x 90	1000 x 90 x 43	725 x 90 x 90	725 x 90 x 43	890 length	675 length
Pack qty	1	1	1	1	1	1

*Turned centre profile **Squared centre profile



Left: Trademark with Stop Chamfer newels and balusters **Middle:** Trademark with Forston Oak Rope Twisted Spindles **Right:** Trademark with Provincial newel

90mm complete newels

	Plain (10mm faced)*		NEW Plain (3mm faced)**		Stop Chamfer		NEW Square Twist	
White Oak								
Product code	WOSQN1500	WOSQN1500HALF	WOSQN1500/3	WOSQN1500/3HALF	WOSCN1500	WOSCN1500HALF	WOTSN1500	
Size (mm)	1500 x 90 x 90	1500 x 90 x 43	1500 x 90 x 90	1500 x 90 x 90	1500 x 90 x 90	1500 x 90 x 43	1500 x 90 x 90	
Pack qty	1	1	1	1	1	1	1	


Plain (10mm faced)*

	Product code	Size (mm)	Pack qty
White Oak	WOMTR1500/90	1500 x 90 x 90	1
	WOMTR2400/90	2400 x 90 x 90	1
	WOMTR3600/90	3600 x 90 x 90	1
	WOMTR4200/90	4200 x 90 x 90	1



90mm newel bases

	Product code	Size (mm)	Pack qty
White Oak	WONB510	510 x 90 x 90	1
	WONB510HALF	510 x 90 x 43	1
	WONB700	700 x 90 x 90	1
	WONB915	915 x 90 x 90	1
	WONB1375	1375 x 90 x 90	1
	WONB2000	2000 x 90 x 90	1
	WONB2850	2850 x 90 x 90	1



*Multi-core and mitred corners ** Multi-core and butt joint corners

Trademark White Oak

90mm caps

	Acorn		Ball		NEW Shadow
White Oak					
Product code	WONC3	WONC3HALF	WONC2	WONC2HALF	WONCS1/90
Size (mm)	131 x 85 x 85	131 x 85 x 41	106 x 85 x 85	106 x 85 x 41	27 x 90 x 90
Pack qty	1	1	1	1	1

	Pyramid	Double Pyramid	Square	Double Square	
White Oak					
Product code	WONC7	WONC7HALF	WONC7D	WONC8	WONC8HALF
Size (mm)	50 x 115 x 115	50 x 115 x 57	50 x 120 x 228	27 x 114 x 114	27 x 114 x 55
Pack qty	1	1	1	1	1

Handrails - heavy duty rail

	For 41mm Spindles			For 32mm Spindles		
White Oak						
Product code	WOHDR2400/41	WOHDR3600/41	WOHDR4200/41	WOHDR2400/32	WOHDR3600/32	WOHDR4200/32
Size (mm)	2400 x 59 x 59	3600 x 59 x 59	4200 x 59 x 59	2400 x 59 x 59	3600 x 59 x 59	4200 x 59 x 59
Pack qty	1	1	1	1	1	1

Baserails

	For 41mm Spindles			For 32mm Spindles		
White Oak						
Product code	WOBR2400/41	WOBR3600/41	WOBR4200/41	WOBR2400/32	WOBR3600/32	WOBR4200/32
Size (mm)	2400 x 62 x 28	3600 x 62 x 28	4200 x 62 x 28	2400 x 62 x 28	3600 x 62 x 28	4200 x 62 x 28
Pack qty	1	1	1	1	1	1

Premium grade handrails

	Ungrooved	Grooved	
White Oak Premium grade, oak wrapped multi core. No visible finger joint.			
Product code	WOHDR4200/MK2†	WOHDR4200/32MK2†	WOHDR4200/41MK2†
Size (mm)	4200 x 59 x 59	4200 x 59 x 59	4200 x 59 x 59
Pack qty	1	1	1


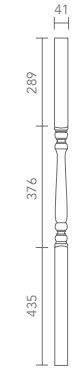

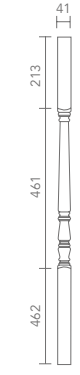
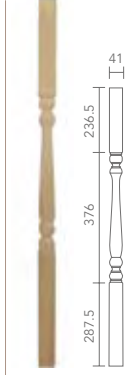
Fittings for HDR Profile

White Oak						
Product code	WOHC	WOHT	WOOC	WOOE	WOOR	WOSC
Description	Horizontal cap	Horizontal turn	Opening cap	Over easing	Opening rise	Straight cap
Pack qty	1	1	1	1	1	1


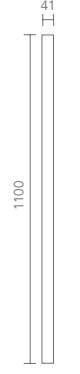

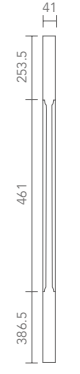
White Oak					
Product code	WOU E	WOU E90	WOVT	WOVL-LH	WOVL-RH
Description	Up easing	Up easing 90 degrees	Vertical turn	Left hand volute	Right hand volute
Pack qty	1	1	1	1	1

Trademark Hemlock


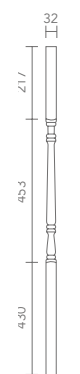
41mm turned spindles

	Colonial*		Imperial		Provincial**
Hemlock					
Product code	CS090	CS110	IS090	IS110	PS090
Size (mm)	900 x 41 x 41	1100 x 41 x 41	900 x 41 x 41	1100 x 41 x 41	900 x 41 x 41
Pack qty	1	1	1	1	1


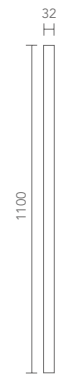

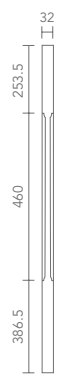
41mm balusters

	Plain		Stop Chamfer	
Hemlock				
Product code	STK090/41	STK110/41	SC090/41	SC110/41
Size (mm)	900 x 41 x 41	1100 x 41 x 41	900 x 41 x 41	1100 x 41 x 41
Pack qty	1	1	1	1

32mm turned spindles

	Georgian	
Hemlock		
Product code	GM090	GM110
Size (mm)	900 x 32 x 32	1100 x 32 x 32
Pack qty	1	1

32mm balusters

	Plain		Stop Chamfer	
Hemlock				
Product code	STK	STK110	SC090	SC110
Size (mm)	900 x 32 x 32	1100 x 32 x 32	900 x 32 x 32	1100 x 32 x 32
Pack qty	1	1	1	1

*Turned centre profile ** Square centre profile

90mm newel turnings

Tulip*

Hemlock

Product code	NT160/90	NT160/90HALF	NT415/90	NT202/90	NT-V	NT0/90
Description	725 x 90 x 90	725 x 90 x 43	710 x 90 x 90	497 x 90 x 90	890 length	675 length
Pack qty	1	1	1	1	1	1

90mm complete newels

Plain
Stop Chamfer

Hemlock

Product code	SQN1500/90	SQN1500/90HALF	SCNP1500/90	SCNP1500/90HALF
Description	1500 x 90 x 90	1500 x 90 x 43	1500 x 90 x 90	1500 x 90 x 43
Pack qty	1	1	1	1





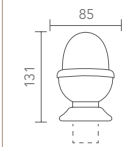
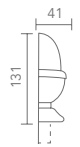
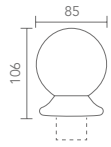

90mm newel bases





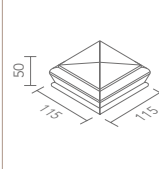
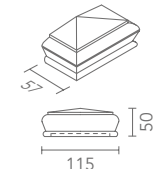
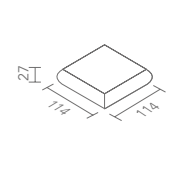
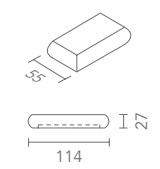
Hemlock

Product code	Size (mm)	Pack qty
NB510/90	510 x 90 x 90	1
NB510/90HALF	510 x 90 x 43	1
NB700/90	700 x 90 x 90	1
NB915/90	915 x 90 x 90	1
NB2000/90	2000 x 90 x 90	1
NB2850/90	2850 x 90 x 90	1

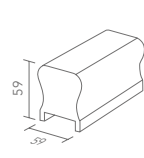
Trademark Hemlock

90mm caps


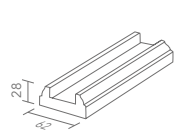

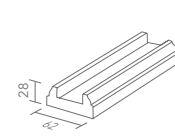
	Acorn		Ball	
Hemlock				
				
Product code	NC3/90	NC3/90HALF	NC2/90	NC2/90HALF
Size (mm)	131 x 85 x 85	131 x 85 x 41	106 x 85 x 85	106 x 85 x 41
Pack qty	1	1	1	1

	Pyramid		Square	
Hemlock				
				
Product code	NC7	NC7HALF	NC8	NC8HALF
Size (mm)	50 x 115 x 115	50 x 115 x 56	27 x 114 x 114	27 x 114 x 56
Pack qty	1	1	1	1

Handrails - heavy duty rail

	For 41mm Spindles			For 32mm Spindles		
Hemlock						
Product code	HDR2400/41	HDR3600/41	HDR4200/41	HDR2400/32	HDR3600/32	HDR4200/32
Size (mm)	2400 x 59 x 59	3600 x 59 x 59	4200 x 59 x 59	2400 x 59 x 59	3600 x 59 x 59	4200 x 59 x 59
Pack qty	1	1	1	1	1	1

Baserails

	For 41mm Spindles			For 32mm Spindles		
Hemlock						
Product code	BR2400/41	BR3600/41	BR4200/41	BR2400/32	BR3600/32	BR4200/32
Size (mm)	2400 x 62 x 28	3600 x 62 x 28	4200 x 62 x 28	2400 x 62 x 28	3600 x 62 x 28	4200 x 62 x 28
Pack qty	1	1	1	1	1	1

Fittings for HDR Profile

Hemlock						
Product code	HC	HT	OC	OE	OR	SC
Description	Horizontal cap	Horizontal turn	Opening cap	Over easing	Opening rise	Straight cap
Pack qty	1	1	1	1	1	1

Hemlock					
Product code	UE	UE90	VT	VL-LH	VL-RH
Description	Up easing	Up easing 90 degrees	Vertical turn	Left hand volute	Right hand volute
Pack qty	1	1	1	1	1

Trademark Smooth Primed

Finished with a strong oil based top coat. When painting please follow normal painting procedures.

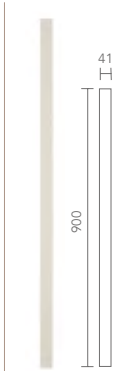
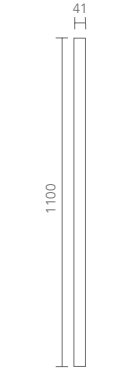

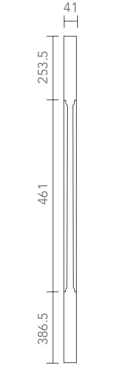
41mm turned spindles

	Colonial	Imperial		
Smooth Primed				
Product code	CS090W	CS110W	IS090W	IS110W
Description	900 x 41 x 41	1100 x 41 x 41	900 x 41 x 41	1100 x 41 x 41
Pack qty	1	1	1	1


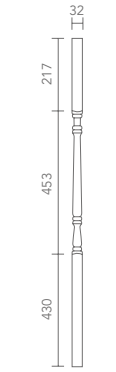
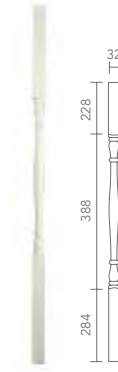
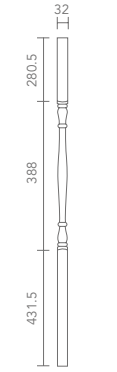
Trademark Smooth Primed

Finished with a strong oil based top coat. When painting please follow normal painting procedures.


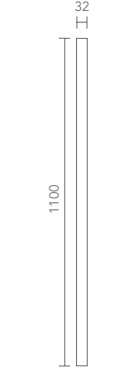
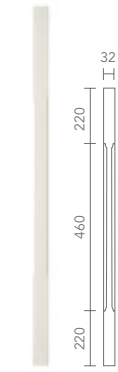
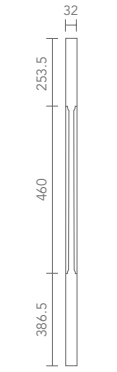
41mm balusters

	Plain		Stop Chamfer	
Smooth Primed				
Product code	STK090/41W	STK110/41W	SC090/41W	SC110/41W
Size (mm)	900 x 41 x 41	1100 x 41 x 41	900 x 41 x 41	1100 x 41 x 41
Pack qty	1	1	1	1

32mm turned spindles

	Georgian		Edwardian	
Smooth Primed				
Product code	GM090W	GM110W	EM090W	EM110W
Size (mm)	900 x 32 x 32	1100 x 32 x 32	900 x 32 x 32	1100 x 32 x 32
Pack qty	1	1	1	1

32mm balusters

	Plain		Stop Chamfer	
Smooth Primed				
Product code	STKW	STK110/32W	SC090W	SC110/32W
Size (mm)	900 x 32 x 32	1100 x 32 x 32	900 x 32 x 32	1100 x 32 x 32
Pack qty	1	1	1	1

*Joinery grade, 2 coats of water based primer

Trademark Smooth Primed


Finished with a strong oil based top coat. When painting please follow normal painting procedures.

90mm newel turnings

	Tulip			
Smooth Primed				
Product code	NT160/90W	NT160/90WHALF	NT415/90W	NT202/90W
Description	725 x 90 x 90	725 x 90 x 43	710 x 90 x 90	497 x 90 x 90
Pack qty	1	1	1	1

90mm newel bases

	Product code	Size (mm)	Pack qty
Smooth Primed	NB510/90W	510 x 90 x 90	1
	NB510/90WHALF	510 x 90 x 43	1
	NB700/90W	700 x 90 x 90	1
	NB915/90W	915 x 90 x 90	1
	NB1375/90W	1375 x 90 x 90	1
	NB2000/90W	2000 x 90 x 90	1



90mm complete newels

	Plain		Tulip	Stop Chamfer	
Smooth Primed					
Product code	SQNP1500/90W	SQNP1500/90WHALF	CNP1531/90W	SCNP1500/90W	SCNP1500/90WHALF
Description	1500 x 90 x 90	1500 x 90 x 43	1531 x 90 x 90	1500 x 90 x 90	1531 x 90 x 43
Pack qty	1	1	1	1	1

90mm caps

	Acorn		Ball	
Smooth Primed				
Product code	NC3/90W	NC3/90WHALF	NC2/90W	NC2/90WHALF
Description	131 x 85 x 85	131 x 85 x 41	106 x 85 x 85	106 x 85 x 41
Pack qty	1	1	1	1

Trademark Smooth Primed

Finished with a strong oil based top coat. When painting please follow normal painting procedures.

90mm caps

	Pyramid		Square	
Smooth Primed				
Product code	NC7W	NC7WHALF	NC8W	NC8WHALF
Description	50 x 115 x 115	50 x 115 x 56	27 x 114 x 114	27 x 114 x 56
Pack qty	1	1	1	1

Handrails - heavy duty rail

	For 41mm Spindles			For 32mm Spindles		
Smooth Primed						
Product code	HDR2400/41W	HDR3600/41W	HDR4200/41W	HDR2400/32W	HDR3600/32W	HDR4200/32W
Size (mm)	2400 x 59 x 59	3600 x 59 x 59	4200 x 59 x 59	2400 x 59 x 59	3600 x 59 x 59	4200 x 59 x 59
Pack qty	1	1	1	1	1	1

Handrails - round handrails

Smooth Primed		
Product code	RHR2400W	RHR3600W
Size (mm)	2400 x Ø54	3600 x Ø54
Pack qty	1	1

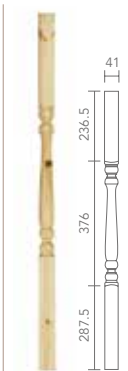
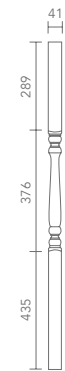
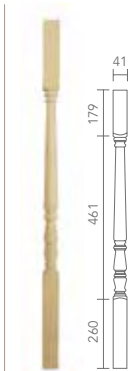



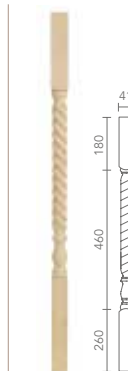
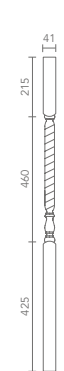
Fittings for HDR Profile

HTW
Horizontal cap
1





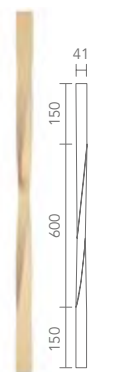

Baserails

	For 41mm Spindles			For 32mm Spindles		
Smooth Primed						
Product code	BR2400/41WS	BR3600/41WS	BR4200/41WS	BR2400/32WS	BR3600/32WS	BR4200/32WS
Size (mm)	2400 x 62 x 28	3600 x 62 x 28	4200 x 62 x 28	2400 x 62 x 28	3600 x 62 x 28	4200 x 62 x 28
Pack qty	1	1	1	1	1	1




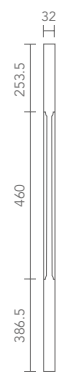
41mm turned spindles

	Colonial*		Imperial		Provincial**		NEW Forston	
Pine								
Product code	CS090P	CS110P	IS090P	IS110P	PS090P	PS110P	FT090P	FT110P
Description	900 x 41 x 41	1100 x 41 x 41	900 x 41 x 41	1100 x 41 x 41	900 x 41 x 41	1100 x 41 x 41	900 x 41 x 41	1100 x 41 x 41
Pack qty	1	1	1	1	1	1	1	1

41mm balusters

	Plain		Stop Chamfer		NEW Square Twist	
Pine						
Product code	STK090/41P	STK110/41P	SC090/41P	SC110/41P	TS090/41P	TS110PU
Description	900 x 41 x 41	1100 x 41 x 41	900 x 41 x 41	1100 x 41 x 41	900 x 41 x 41	1100 x 41 x 41
Pack qty	1	1	1	1	1	1





32mm balusters

	Plain		Stop Chamfer	
Pine				
Product code	STKP	STK110/32P	SC090P	SC110/32P
Description	900 x 32 x 32	1100 x 32 x 32	900 x 32 x 32	1100 x 32 x 32
Pack qty	1	1	1	1






*Turned centre profile ** Square centre profile


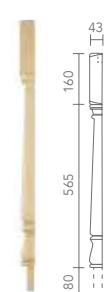





Trademark Pine

32mm turned spindles

	Georgian		Edwardian	
Pine				
Product code	GM090P	GM110P	EM090P	EM110P
Size (mm)	900 x 32 x 32	1100 x 32 x 32	900 x 32 x 32	1100 x 32 x 32
Pack qty	1	1	1	1

90mm newel turnings

	Tulip*				
Pine					
Product code	NT160/90P	NT160/90PHALF	NT222/90P	NT415/90P	NT202/90P
Size (mm)	725 x 90 x 90	725 x 90 x 43	787 x 90 x 90	710 x 90 x 90	497 x 90 x 90
Pack qty	1	1	1	1	1

	Provincial**			Plain		Stop Chamfer	
Pine							
Product code	PNT160P	PNT160PHALF	PNT415P	SQNT1000/90P	SQNT1000/90PHALF	SCNT160/90P	SCNT160/90PHALF
Size (mm)	725 x 90 x 90	725 x 90 x 43	710 x 90 x 90	1000 x 90 x 90	1000 x 90 x 43	725 x 90 x 90	725 x 90 x 43
Pack qty	1	1	1	1	1	1	1

*Turned centre profile ** Square centre profile

90mm complete newels

	Tulip		Plain		
Pine					
Product code	CNP1531/90P	CNP1341/90P	CNP1341/90PHALF	SQN1500/90P	SQN1500/90PHALF
Description	1531 x 90 x 90	1341 x 90 x 90	1341 x 90 x 43	1500 x 90 x 90	1500 x 90 x 43
Pack qty	1	1	1	1	1

	Stop Chamfer	NEW Square Twist	
Pine			
Product code	SCNP1500/90P	SCNP1500/90PHALF	TSN1500/90P
Description	1500 x 90 x 90	1500 x 90 x 43	1500 x 90 x 90
Pack qty	1	1	1

90mm newel bases

	Product code	Size (mm)	Pack qty
Pine	NB510/90P	510 x 90 x 90	1
	NB510/90PHALF	510 x 90 x 43	1
	NB700/90P	700 x 90 x 90	1
	NB915/90P	915 x 90 x 90	1
	NB1375/90P	1375 x 90 x 90	1
	NB2000/90P	2000 x 90 x 90	1
	NB2850/90P	2850 x 90 x 90	1



Trademark Pine

90mm caps

	Acorn*		Ball		Provincial**	
Pine						
Product code	NC3/90P	NC3/90PHALF	NC2/90P	NC2/90PHALF	PNC/90P	PNC/90PHALF
Size (mm)	131 x 85 x 85	131 x 85 x 41	106 x 85 x 85	106 x 85 x 41	131 x 85 x 85	131 x 85 x 41
Pack qty	1	1	1	1	1	1

	Pyramid		Square		NEW Shadow
Pine					
Product code	NC7P	NC7PHALF	NC8P	NC8PHALF	NCS1/90P
Size (mm)	50 x 115 x 115	50 x 115 x 56	27 x 114 x 114	27 x 114 x 55	27 x 90 x 90
Pack qty	1	1	1	1	1

82mm newels

82mm newel turnings

	Turned			
Pine				
Product code	NT160P	NT415P	NT202P	NT160PHALF
Size (mm)	725 x 82 x 82	710 x 82 x 82	497 x 82 x 82	725 x 82 x 39
Pack qty	1	1	1	1



Above: Painted pine Shadow newel cap


*Turned centre profile ** Square centre profile

82mm complete newels

	Turned		Square
Pine			
Product code	CNP1520P	CNP1330P	CNP1330PHALF
Description	1520 x 82 x 82	1330 x 82 x 82	1330 x 82 x 39
Pack qty	1	1	1

82mm newel bases

	Product code	Size (mm)	Pack qty
Pine	NB510P	510 x 82 x 82	1
	NB700P	700 x 82 x 82	1
	NB915P	915 x 82 x 82	1
	NB510PHALF	510 x 82 x 82	1



82mm caps

	Acorn		Ball		Square	
Pine						
Product code	NC3P	NC3PHALF	NC2P	NC2PHALF	NC8P/82	NC8P/82HALF
Description	119 x 76 x 76	119 x 76 x 36	95 x 75 x 75	95 x 75 x 36	27.5 x 106 x 106	27.5 x 106 x 53
Pack qty	1	1	1	1	1	1

Trademark Pine

Handrails - heavy duty rail

For 41mm Spindles

Pine



Product code	HDR2400/41P	HDR3600/41P	HDR4200/41P
Size (mm)	2400 x 59 x 59	3600 x 59 x 59	4200 x 59 x 59
Pack qty	1	1	1

For 32mm Spindles




Product code	HDR2400/32P	HDR3600/32P	HDR4200/32P
Size (mm)	2400 x 59 x 59	3600 x 59 x 59	4200 x 59 x 59
Pack qty	1	1	1

Baserails


For 41mm Spindles

Pine



Product code	BR2400/41PS	BR3600/41PS	BR4200/41PS
Size (mm)	2400 x 62 x 28	3600 x 62 x 28	4200 x 62 x 28
Pack qty	1	1	1

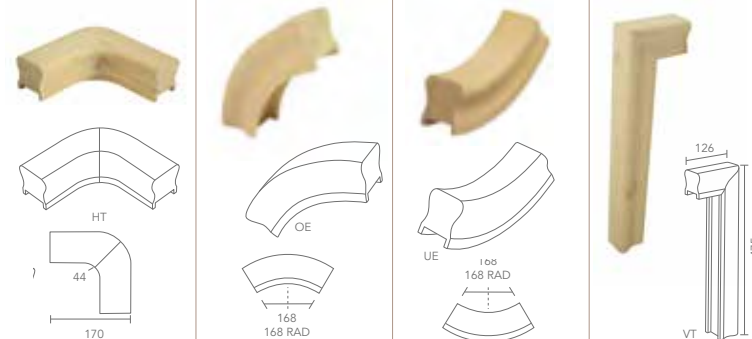
For 32mm Spindles



Product code	BR2400/32PS	BR3600/32PS	BR4200/32PS
Size (mm)	2400 x 62 x 28	3600 x 62 x 28	4200 x 62 x 28
Pack qty	1	1	1

Fittings for HDR Profile

Pine

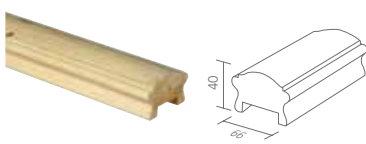


Product code	HTP	OEP	UEP	VTP
Description	Horizontal turn	Over easing	Up easing	Vertical turn
Pack qty	1	1	1	1

Handrails - light handrails

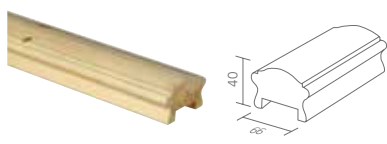
For 41mm Spindles

Pine



Product code	LHR2400/41P	LHR3600/41P	LHR4200/41P
Size (mm)	2400 x 66 x 40	3600 x 66 x 40	4200 x 66 x 40
Pack qty	1	1	1

For 32mm Spindles

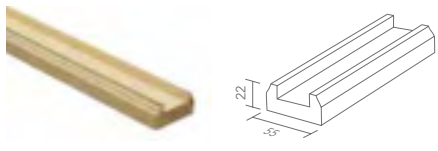


Product code	LHR2400/32P	LHR3600/32P	LHR4200/32P
Size (mm)	2400 x 66 x 40	3600 x 66 x 40	4200 x 66 x 40
Pack qty	1	1	1

Baserails


For 41mm Spindles

Pine



Product code	BR2400/41P	BR3600/41P	BR4200/41P
Size (mm)	2400 x 55 x 22	3600 x 55 x 22	4200 x 55 x 22
Pack qty	1	1	1






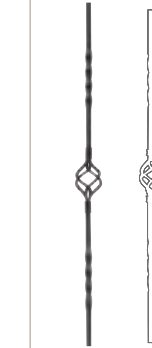
For 32mm Spindles



Product code	BR2400/32P	BR3600/32P	BR4200/32P
Size (mm)	2400 x 55 x 22	3600 x 55 x 22	4200 x 55 x 22
Pack qty	1	1	1

Balusters

Metal*

	Beaufort	Boston	Charleston	Edisto	Madison	Savannah
						
Product code	BB085B	BT085B	CB085B	EB085B	MB085B	SB085B
Description	850 x 12.75 x 12.75	850 x 12.75 x 12.75	850 x 12.75 x 12.75	850 x 12.75 x 12.75	850 x 12.75 x 12.75	850 x 12.75 x 12.75
Pack qty	1	1	1	1	1	1


Ungrooved handrails

Pine



Product code	HDR2400P	HDR3600P	HDR4200P
Size (mm)	2400 x 59 x 59	3600 x 59 x 59	4200 x 59 x 59
Pack qty	1	1	1

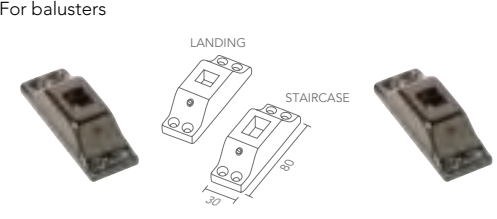
Ungrooved baserails



Product code	BR2400P	BR3600P	BR4200P
Size (mm)	2400 x 55 x 22	3600 x 55 x 22	4200 x 55 x 22
Pack qty	1	1	1

Fixing kits

For balusters



Description	Landing pack (fix 1 Baluster)	Landing multi-pack (fix 5 Balusters)	Staircase pack (fix 1 Baluster)	Staircase multi-pack (fix 5 Balusters)
Product code	MBLPB	MBLAND10	MBRPB	MBRAKE10
Pack qty	2	10	2	10

For handrails**



Description	Handrail landing fixing kit	Handrail rake fixing kit	Rail bolt
Product code	RBLFK	RBRFK	RB
Pack qty	1	1	3

*Metal baluster systems are only suitable for a 42 c pitch. **All stairparts systems are tested with Richard Burbidge fixing kits



WALL MOUNTED HANDRAIL

Safety + style

Bring a new look to an enclosed staircase or add extra safety to your stairway with our wall mounted handrails. There's a style to suit you, all with a choice of metal finishes and timber types. We also offer our easy to fit handrail kits which can be fitted within an hour or two.

- Wall mounted for extra safety
- Choice of finishes and timbers
- Easy to fit handrail kits can be fitted in an hour

Price points



Under £250

Installation method



Wall Mounted Handrail

Testing categories



Domestic and Light Commercial

Top left: Pine Round Handrail with black end caps & wall brackets **Top right:** HDR brushed nickel end cap
Bottom left: White Oak round Handrail with brass effect brackets and end cap **Bottom right:** White Oak Boxed Rail Kits with with chrome connectors

Wall Mounted Handrail

Boxed handrail kits

Product code	KIT01	KIT02	KIT03	KIT04	
Description	Fusion® Pine* with brushed nickel connectors	Fusion® White Oak* with brushed nickel connectors	Fusion® Pine* with chrome connectors	Fusion® White Oak* with chrome connectors	
Pack qty	1	1	1	1	
Product code	KIT05	KIT08			
Description	Pine** with chrome connectors	White Oak** with chrome connectors			
Pack qty	1	1			

Wall mounted handrails

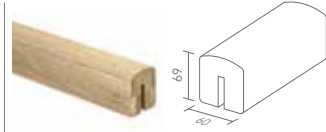
White Oak	Round			Mop Stick		Pigs Ear	
	Product code	RHR2400WOU	RHR3600WOU	RHR4200WOU	ESWO856	ESWO857	
	Description	2400 x Ø54	3600 x Ø54	4200 x Ø54	4200 x Ø44	4200 x 94 x 34	
Pack qty	1	1	1	1	1	1	
Pine	Round			Mop Stick		Pigs Ear	
	Product code	RHR2400P	RHR3600P	RHR4200P	FB856	FB857	
	Description	2400 x Ø54	3600 x Ø54	4200 x Ø54	4200 x Ø44	4200 x 94 x 34	
Pack qty	1	1	1	1	1	1	
White Primed	Round						
	Product code	RHR2400W	RHR3600W				
	Description	2400 x Ø54	3600 x Ø54				
Pack qty	1	1					

* Pre-finished ** Unfinished

Wall Mounted Handrail

Immix®* handrail

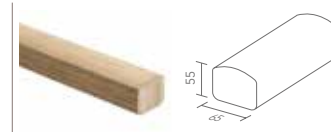
White Oak



Product code	IHR2400WO	IHR3600WO	IHR4200WO
Size (mm)	2400 x 60 x 60	3600 x 60 x 60	4200 x 60 x 60
Pack qty	1	1	1

Elements® handrail

White Oak



Product code	HRR2400GWO	HRR3600GWO	HRR4200GWO
Size (mm)	3600 x 65 x 55	2401 x 65 x 55	4200 x 65 x 55
Pack qty	1	1	1

Fusion®* handrail

White Oak



Pine



Product code	RHR2400WO	RHR3600WO	RHR4200WO	RHR2400PF	RHR3600PF	RHR4200PF
Size (mm)	2400 x Ø54	3600 x Ø54	4200 x Ø54	2400 x Ø54	3600 x Ø54	4200 x Ø54
Pack qty	1	1	1	1	1	1

HDR end caps

Brushed nickel



Chrome



Product code	HDRECB	HDRECC
Pack qty	2	2

Immix end caps & wall brackets

Brushed nickel



Product code	IMREC	IMWMHB
Pack qty	1	1

Elements end caps

Chrome



Brushed Nickel



Black Finish



Product code	MBECC	MBECB	MBECBL
Pack qty	2	2	2

Fusion® end caps & wall brackets

Chrome



Brushed nickel



Brushed nickel



Chrome



Product code	MMWECS	MMWECS	MMWBB	MMWBS
Pack qty	1	1	1	1

*Pre-finished (Fusion®/Immix®)

Wall Mounted Handrail

Round Handrail end caps & wall brackets

	Antique brass		Pewter		Chrome		Brushed nickel	
Product code	RHR04AB	ABPWB	RHR04PE	PEPWB	RHR05C	COWB	RHR05BN	BNOWB
Pack qty	2	1	2	1	2	1	2	1
	Gun metal		Brass effect			Brushed nickel*		
Product code	RHR06GM	GMCWB	RHR01M	RHR02M	BWB	BNWB		
Pack qty	2	1	2	2	1	1		
	Chrome				Black			
Product code	RHR01S	RHR02S	RHR03S	SWB	WMSWB	RHR02BL	BLWB	
Pack qty	2	2	2	1	1	2	1	

Round handrail fittings

	White Oak	Pine		
Product code	RHRHTWO	RHROEP	RHRUEP	RHRHTP
Description	Ø54	Top Ø54	Ø54	Ø54
Pack qty	1	1	1	1

*Compliments the Fusion® end cap MMWECB and the RHR05BN



VOLUME PURCHASING

Choice + convenience

We have on offer unbarcoded stairparts from the Classic and Trademark collections. Ideal for ordering in bulk, there is minimal packaging to reduce waste. Use the product code to search and order.

- * No barcodes, less packaging
- * Same quality timbers and finish
- * Choice and versatility

COMPETITIVE BULK PRICING AVAILABLE THROUGH OUR JOINERY TEAM ON **01691 678232**

Above: Unbarcoded Spindles

41mm Trademark turned spindle

	Product code	Size (mm)
Colonial*		
White Oak	WOCS090U	900 x 41 x 41
Hemlock	CS090U	900 x 41 x 41
Primed	CS090WU	900 x 41 x 41
Pine	CS090PU	900 x 41 x 41

Imperial

White Oak	WOIS090U	900 x 41 x 41
Primed	IS090WU	900 x 41 x 41
Pine	IS090PU	900 x 41 x 41

Provincial**

White Oak	WOPS090U	900 x 41 x 41
Hemlock	PS090U	900 x 41 x 41
Pine	PS090PU	900 x 41 x 41

Slender

Pine	SL090P	900 x 41 x 41
------	--------	---------------

Classic Fluted

White Oak	CWOF5090U	900 x 41 x 41
-----------	-----------	---------------

41mm Trademark square spindles

Plain

White Oak	WOSTKU	900 x 41 x 41
Hemlock	STK090/41U	900 x 41 x 41
Primed	STK090/41WU	900 x 41 x 41
Pine	STK090/41PU	900 x 41 x 41
	STK110/41PU	1100 x 41 x 41

Stop Chamfer

White Oak	WOSC090U	900 x 41 x 41
Hemlock	SC090/41U	900 x 41 x 41
Primed	SC090/41WU	900 x 41 x 41
Pine	SC090/41PU	900 x 41 x 41

NEW Forston Twist

White Oak	WOFT090U	900 x 41 x 41
Pine	FT090PU	900 x 41 x 41

32mm Trademark turned spindle

Georgian

White Oak	WOGM090/32U	900 x 32 x 32
Hemlock	GM090U	900 x 32 x 32
Primed	GM090WU	900 x 32 x 32
Pine	GM090PU	900 x 32 x 32

Edwardian

Primed	EM090WU	900 x 32 x 32
Pine	EM090PU	900 x 32 x 32

32mm Trademark square spindles

	Product code	Size (mm)
Plain		
White Oak	WOSTK090/32U	900 x 32 x 32
Hemlock	STKU	900 x 32 x 32
Primed	STKWU	900 x 32 x 32
Pine	STKPU	900 x 32 x 32

Stop Chamfer

White Oak	WOSC090/32U	900 x 32 x 32
Hemlock	SC090U	900 x 32 x 32
Primed	SC090WU	900 x 32 x 32
Pine	SC090PU	900 x 32 x 32

Windsor

Pine	SM090PU	900 x 32 x 32
------	---------	---------------

Trademark newel turnings

Tulip Design

Pine	NT160/90PU	725 x 90 x 90
	NT415/90PU	710 x 90 x 90
	NT202/90PU	497 x 90 x 90
Primed	NT160/90WU	725 x 90 x 90

Trademark newel bases

Pine	NB510/90PU	510 x 90 x 43
	NB700/90PU	700 x 90 x 90
	NB915/90PU	915 x 90 x 90

90mm Newel caps

Acorn

Hemlock	NC3/90U	131 x 85 x 85
Pine	NC3/90PU	131 x 85 x 85

Ball

Pine	NC2/90PU	106 x 85 x 85
------	----------	---------------

Pyramid

White Oak	WONC7U	50 x 115 x 115
Pine	NC7PU	50 x 115 x 115

Square

White Oak	WONC8U	27 x 114 x 114
Pine	NC8PU	27 x 114 x 114

82mm Newel caps

Ball

Pine	NC2/90PU	106 x 85 x 85
------	----------	---------------

*Turned centre profile ** Square centre profile



MOULDINGS

Versatility of use + extensive designs

Our collections of Decorative and Architectural Mouldings are of the highest quality and can add a design feature or totally transform the look or character of a whole room. From Coveing to Scotias to Quadrants we have the precision-cut mouldings for every requirement. Mouldings can also be used to finish a room by hiding gaps, rough edges and joints.

Above: Various mouldings including; DEC6027 - Pine Panel Mouldings, COV6015 - Pine Half Round, FLR6017 - Pine Chamfered Torus Skirting, DEC6040 - Pine Picture Rail, CON3008 - Aldwych Oak Hardwood Flooring

■ CORNERS

Quadrants are used to bridge the gaps in internal corners; Angles are used on external and internal corners to hide minor errors and screw fixings.

■ COVERS

Used to cover the edges of sheet materials like chipboard. Perfect for adding a smooth edge or lip to shelves, worktops or cladding.

■ DECORATIVE

Used as decorative trims or adding final details and finishing touches to walls, ceilings or even furniture.

■ DOORS

Architrave provides a decorative surround for doors, hiding faults, rough edges and fixings on door frames.

■ DOWELS

Used to reinforce woodworking joints, as a rail, curtain pole, broom handle and great for plugging screw holes.

■ FLOORS

Decorative trims used to cover expansion gaps and finish off flooring installations. Available plain or decorative in a selection of woods and finishes.


■ STRIPWOODS


Straight, planed and square edged; versatile enough to be used for everything from support battens to building a bathroom cupboard.


■ WINDOWS


Beading is typically used to hold glass in place on traditional windows and doors.

Back-off quadrant


	Product code	Size (mm)	Pack qty
Dark Hardwood 	CRN1001	10 x 10 x 2400	20
	CRN1002	12 x 12 x 2400	20
	CRN1003	16 x 16 x 2400	15

	Product code	Size (mm)	Pack qty
Light Hardwood 	CRN2001	9 x 9 x 2400	25
	CRN2002	12 x 12 x 2400	25
	CRN2003	16 x 16 x 2400	20


	Product code	Size (mm)	Pack qty
White Oak 	CRN5001	12 x 12 x 2400	15
	CRN5002	16 x 16 x 2400	15
	CRN5003	18 x 18 x 2400	15


	Product code	Size (mm)	Pack qty
Pine 	CRN6012	6 x 6 x 2400	30
	CRN6013	10 x 10 x 2400	30
	CRN6014	12 x 12 x 2400	30
	CRN6015	16 x 16 x 2400	24
	CRN6016	18 x 18 x 2400	24
	CRN6017	21 x 21 x 2400	20


Primed back-off quadrant

	Product code	Size (mm)	Pack qty
Pine 	CRN6019	12 x 12 x 2400	24
	CRN6020	16 x 16 x 2400	24
	CRN6021	18 x 18 x 2400	24
	CRN6022	21 x 21 x 2400	24


Quadrant


	Product code	Size (mm)	Pack qty
Light Hardwood 	CRN2009	6 x 6 x 2400	35
	CRN2010	18 x 18 x 2400	20
	CRN2011	21 x 21 x 2400	20


	Product code	Size (mm)	Pack qty
White Oak 	CRN5007	21 x 21 x 2400	15


	Product code	Size (mm)	Pack qty
Pine 	CRN6011	9 x 9 x 2400	24

Basic angle

	Product code	Size (mm)	Pack qty
Dark Hardwood 	CRN1004	20 x 20 x 2400	15
	CRN1005	27 x 27 x 2400	15

	Product code	Size (mm)	Pack qty
Light Hardwood 	CRN2004	20 x 20 x 2400	15
	CRN2005	27 x 27 x 2400	15


	Product code	Size (mm)	Pack qty
White Oak 	CRN5004	20 x 20 x 2400	15
	CRN5005	27 x 27 x 2400	15
	CRN5006	34 x 34 x 2400	15

	Product code	Size (mm)	Pack qty
Pine 	CRN6004	13 x 13 x 2400	30
	CRN6005	18 x 18 x 2400	20
	CRN6006	20 x 20 x 2400	20
	CRN6007	27 x 27 x 2400	20
	CRN6008	34 x 34 x 2400	10
	CRN6009	42 x 42 x 2400	10

Corners


Birdsmouth angle

	Product code	Size (mm)	Pack qty
Pine	CRN6003	18 x 18 x 2400	20




External angle

	Product code	Size (mm)	Pack qty
Plastic	CRN7001	12 x 12 x 2400	10
	CRN7002	18 x 18 x 2400	10
	CRN7003	25 x 25 x 2400	10
	CRN7004	32 x 32 x 2400	10




Lipping angle

	Product code	Size (mm)	Pack qty
Plastic	CRN7005	5 x 16 x 2400	10
	CRN7006	5 x 25 x 2400	10



Primed basic angle

	Product code	Size (mm)	Pack qty
Pine	CRN6023	20 x 20 x 2400	24




Round edge

	Product code	Size (mm)	Pack qty
Pine	CRN6010	12 x 33 x 2400	10




Square angle


	Product code	Size (mm)	Pack qty
Light Hardwood	CRN2006	12 x 12 x 2400	30
	CRN2007	15 x 15 x 2400	20
	CRN2008	21 x 21 x 2400	15



	Product code	Size (mm)	Pack qty
Metal	CRN4001	12 x 12 x 2400	10
	CRN4002	18 x 18 x 2400	10
	CRN4003	25 x 25 x 2400	10




	Product code	Size (mm)	Pack qty
Pine	CRN6001	15 x 15 x 2400	20
	CRN6002	32 x 32 x 2400	16




Triangle


	Product code	Size (mm)	Pack qty
Pine	CRN6018	21 x 21 x 2400	24





Left: Pine half round dowel surrounding fireplace. **Middle:** DEC6027 - Pine panel moulding as decorative wall panelling. **Right:** DOW2010 - Light hardwood dowel as clothing stand

D-shapes


	Product code	size (mm)	Pack qty
Light Hardwood 	COV2001	4 x 18 x 2400	20
	COV2002	4 x 21 x 2400	20
	COV2003	4 x 29 x 2400	20
	COV2004	5 x 37 x 2400	20
	COV2005	6 x 18 x 2400	20
	COV2006	6 x 21 x 2400	20
	COV2007	6 x 24 x 2400	20
	COV2008	6 x 31 x 2400	20
	COV2009	6 x 35 x 2400	20
	COV2010	6 x 46 x 2400	20


White Oak 	COV5001	4 x 21 x 2400	20
--	---------	---------------	----

Pine 	COV6004	4 x 16 x 2400	20
	COV6005	4 x 18 x 2400	20
	COV6006	4 x 21 x 2400	20
	COV6007	4 x 29 x 2400	20
	COV6008	8 x 34 x 2400	20
	COV6009	4 x 37 x 2400	20


D-shapes (flat)


Light Hardwood 	COV2011	5 x 32 x 2400	15
---	---------	---------------	----

White Oak 	COV5002	8 x 34 x 2400	15
--	---------	---------------	----


Pine 	COV6001	8 x 34 x 2400	20
	COV6002	15 x 46 x 2400	20
	COV6003	15 x 71 x 2400	10

Hockeys


Light Hardwood 	COV2012	9 x 26 x 2400	15
---	---------	---------------	----


Pine 	COV6010	8 x 20 x 2400	16
---	---------	---------------	----


Wainscot hockey

Pine 	COV6011	14 x 40 x 2400	16
--	---------	----------------	----

Half rounds

Light Hardwood 	COV2013	6 x 12 x 2400	25
	COV2014	6 x 18 x 2400	30
	COV2015	9 x 22 x 2400	20

White Oak 	COV5003	5 x 18 x 2400	15
--	---------	---------------	----

Pine 	COV6012	4 x 16 x 2400	20
	COV6013	4 x 21 x 2400	20
	COV6014	5 x 18 x 2400	20
	COV6015	8 x 21 x 2400	20

Decorative

Astragal

Light Hardwood



Product code	DEC2001
Description	6 x 12 x 2400
Pack qty	20

Double astragal

Light Hardwood




Pine



Product code	DEC2002	DEC6032	DEC6033	DEC6034	DEC6035
Description	8 x 21 x 2400	8 x 21 x 2400	12 x 34 x 2400	15 x 33 x 2400	20 x 44 x 2400
Pack qty	20	24	16	10	10

Broken ogee

Light Hardwood



Product code	DEC2003	DEC2004	DEC6001	DEC6002	DEC6003	DEC6004
Description	7 x 16 x 2400	15 x 32 x 2400	7 x 16 x 2400	15 x 32 x 2400	8 x 21 x 2400	8 x 15 x 2400
Pack qty	20	10	20	10	24	20

Cladding

White Oak



Pine



Product code	DEC5001	DEC5002	DEC6005	DEC6006	DEC6007	DEC6008
Description	9 x 92 x 2400	9 x 92 x 2400	9 x 94 x 1800	9 x 95 x 2400	9 x 95 x 3000	9 x 95 x 2400
Pack qty	10	10	10	10	10	10

Dado Rail

Pine



Product code	DEC6009	DEC6010	DEC6011	DEC6012	DEC6013
Description	19 x 70 x 2388	19 x 70 x 2388	15 x 45 x 2400	18 x 69 x 2400	20 x 45 x 2400
Pack qty	6	6	16	10	10

Decorative cover

Pine



Product code	DEC6031
Description	7 x 35 x 2400
Pack qty	10


Panel mouldings

Pine



Product code	DEC6014	DEC6015	DEC6016	DEC6017	DEC6018	DEC6019
Description	8 x 20 x 2400	8 x 21 x 2400	8 x 21 x 2400	9 x 29 x 2400	11 x 28 x 2400	12 x 34 x 2400
Pack qty	24	24	24	20	10	24

Pine



Product code	DEC6020	DEC6021	DEC6022	DEC6023	DEC6024	DEC6025
Description	12 x 32 x 2400	15 x 41 x 2400	7 x 33 x 2400	7 x 45 x 2400	7 x 56 x 2400	8 x 30 x 2400
Pack qty	24	10	20	20	20	24

Pine



Product code	DEC6026	DEC6027	DEC6028	DEC6029	DEC6030
Description	9 x 28 x 2400	12 x 31 x 2400	20 x 44 x 2400	16 x 29 x 2400	20 x 44 x 2400
Pack qty	24	24	10	24	10

Decorative

Tongue & groove

Pine



Product code	DEC6037
Description	16 x 120 x 2400
Pack qty	5

Picture rail

Pine




DEC6038	DEC6039	DEC6040
15 x 42 x 2400	18 x 43 x 2400	19 x 55 x 2388
10	10	10

Reeded

Light Hardwood



Pine



Product code	DEC2005	DEC6036
Description	6 x 21 x 2400	6 x 34 x 2400
Pack qty	35	16

Doors

Chamfered architrave

Pine



Product code	DRS6001	DRS6002
Description	15 x 46 x 2100	15 x 71 x 2400
Pack qty	10	10

Fire check bead

Dark Hardwood



White Oak



DRS1001	DRS5001
22 x 26 x 2400	22 x 26 x 2400
15	15

Ogee architrave

Pine



Pine



Product code	DRS6003	DRS6004
Description	18 x 58 x 2100	15 x 58 x 2100
Pack qty	10	10

Dowel

Dowel

	Product code	Size (mm)	Pack qty
	DOW2001	6 x 6 x 2400	30
	DOW2002	9 x 9 x 2400	25
	DOW2003	12 x 12 x 2400	25
	DOW2004	15 x 15 x 2400	20
	DOW2005	18 x 18 x 2400	15
	DOW2006	22 x 22 x 2400	10
	DOW2007	25 x 25 x 2400	10
	DOW2008	28 x 28 x 2400	10
	DOW2009	31 x 31 x 2400	10
	DOW2010	35 x 35 x 2400	10
	DOW2011	38 x 38 x 2400	10

	Product code	Size (mm)	Pack qty
	DOW5001	9 x 9 x 2400	10
	DOW5002	12 x 12 x 2400	10
	DOW5003	18 x 18 x 2400	10
	DOW6001	6 x 6 x 2400	30
	DOW6002	9 x 9 x 2400	30
	DOW6003	12 x 12 x 2400	30
	DOW6004	15 x 15 x 2400	20
	DOW6005	18 x 18 x 2400	20
	DOW6006	20 x 20 x 2400	20
	DOW6007	25 x 25 x 2400	10
	DOW6008	35 x 35 x 2400	10

How to guides



HOW TO FIT WALL PANELLING



HOW TO FIT WAINSCOT WALL CLADDING



HOW TO RENOVATE PLAIN DOORS







FIT DOOR ARCHITRAVE



Floors


Back-off scotia

	Product code	Size (mm)	Pack qty
Dark Hardwood 	FLR1001	15 x 15 x 2400	20
	FLR1002	21 x 21 x 2400	20
Light Hardwood 	FLR2002	18 x 18 x 2400	20
	FLR2003	21 x 21 x 2400	20
White Oak 	FLR5001	15 x 15 x 2400	20
	FLR5002	21 x 21 x 2400	20
Pine 	FLR6001	12 x 12 x 2400	24
	FLR6002	15 x 15 x 2400	24
	FLR6003	18 x 18 x 2400	24
	FLR6004	21 x 21 x 2400	24
	FLR6005	30 x 30 x 2400	20




Decorative scotia

Pine 	FLR6010	15 x 21 x 2400	20
	FLR6011	15 x 27 x 2400	10
Pine 	FLR6012	21 x 29 x 2400	10

Primed back-off scotia

Pine 	FLR6007	15 x 15 x 2400	24
	FLR6008	18 x 18 x 2400	24
	FLR6009	21 x 21 x 2400	24

Scotia


	Product code	Size (mm)	Pack qty
Light Hardwood 	FLR2001	15 x 15 x 2400	20
White Oak 	FLR5003	18 x 18 x 2400	20
Pine 	FLR6006	15 x 45 x 2400	16
Plastic 	FLR7001	18 x 18 x 2400	10
White Oak 	FLR5004	12 x 34 x 2400	10
Pine 	FLR6013	8 x 21 x 2400	20
	FLR6014	12 x 21 x 2400	16
	FLR6015	12 x 34 x 2400	16

Door stop

Floors


Chamfered pencil skirting

	Product code	Size (mm)	Pack qty
Pine	FLR6016	15 x 96 x 2400	10




Chamfered torus skirting

	Product code	Size (mm)	Pack qty
Pine	FLR6017	15 x 120 x 2400	10




Torus / ogee skirting

	Product code	Size (mm)	Pack qty
Pine	FLR6019	15 x 96 x 2400	10
	FLR6018	21 x 170 x 2400	5




Skirting

	Product code	Size (mm)	Pack qty
Dark Hardwood	FLR1003	12 x 55 x 2400	10




Threshold

	Product code	Size (mm)	Pack qty
Dark Hardwood	FLR1004	12 x 92 x 900	10




	Product code	Size (mm)	Pack qty
White Oak	FLR5005	10 x 58 x 900	10




Weather bar


	Product code	Size (mm)	Pack qty
Dark Hardwood	FLR1005	43 x 57 x 900	10



	Product code	Size (mm)	Pack qty
Dark Hardwood	FLR1006	34 x 58 x 900	10



	Product code	Size (mm)	Pack qty
Pine	FLR6020	43 x 57 x 900	10
	FLR6021	45 x 70 x 900	10



Register for an online account



Register for an online account with at **richardburbidge.com** and you'll benefit from our trade support including:

- Easy online ordering
- Bespoke quotes
- Trade prices
- Payment terms
- Real-time stock levels
- Download imagery*
- Marketing support

Scan here to register for an online account




*feature is coming soon.

Stripwoods


Airer lath

	Product code	Size (mm)	Pack qty
Light Hardwood	STW2015	30 x 12 x 2400	15




PSE


Dark Hardwood	Product code	Size (mm)	Pack qty
	STW1001	4 x 46 x 2400	10
	STW1002	7 x 18 x 2400	15
	STW1003	8 x 44 x 2400	10
	STW1004	8 x 46 x 2400	10




Light Hardwood	Product code	Size (mm)	Pack qty
	STW2001	3 x 21 x 2400	35
	STW2002	5 x 25 x 2400	35
	STW2003	6 x 6 x 2400	35
	STW2004	6 x 12 x 2400	35
	STW2005	6 x 18 x 2400	35
	STW2006	6 x 21 x 2400	35
	STW2007	6 x 25 x 2400	35
	STW2008	6 x 35 x 2400	20
	STW2009	6 x 47 x 2400	20
	STW2010	8 x 8 x 2400	35
	STW2011	10 x 20 x 2400	15
	STW2012	10 x 30 x 2400	15
	STW2013	12 x 12 x 2400	35
	STW2014	12 x 25 x 2400	10




White Oak	Product code	Size (mm)	Pack qty
	STW5001	8 x 29 x 2400	10
	STW5002	8 x 46 x 2400	10



Pine	Product code	Size (mm)	Pack qty
	STW6001	4 x 18 x 2400	20
	STW6002	4 x 21 x 2400	20
	STW6003	4 x 25 x 2400	20
	STW6004	4 x 28 x 2400	20
	STW6005	4 x 36 x 2400	20
	STW6006	4 x 46 x 2400	20
	STW6007	6 x 6 x 2400	20
	STW6008	6 x 12 x 2400	20
	STW6009	6 x 18 x 2400	20
	STW6010	6 x 25 x 2400	20
	STW6011	6 x 36 x 2400	20
	STW6012	6 x 44 x 2400	20
	STW6013	7 x 18 x 2400	20



Pine	Product code	Size (mm)	Pack qty
	STW6014	8 x 8 x 2400	20
	STW6015	8 x 36 x 2400	20
	STW6016	9 x 21 x 2400	20
	STW6017	9 x 45 x 2400	20
	STW6018	10.5 x 18 x 2400	16
	STW6019	10.5 x 68 x 2400	16
	STW6020	10.5 x 92 x 2400	10
	STW6021	12 x 12 x 2400	20
	STW6022	12 x 21 x 2400	20
	STW6023	12 x 25 x 2400	20
	STW6024	12 x 34 x 2400	20
	STW6025	12 x 45 x 2400	20
	STW6026	12 x 71 x 2400	10
	STW6027	12 x 96 x 2400	10
	STW6028	12 x 120 x 2400	10
	STW6029	12 x 145 x 2400	10
	STW6030	15 x 15 x 2400	20
	STW6031	15 x 21 x 2400	20
	STW6032	15 x 36 x 2400	20
	STW6033	15 x 44.5 x 2400	20
	STW6034	15 x 71 x 2400	10
	STW6035	15 x 96 x 2400	10
	STW6036	20 x 20 x 2400	20
	STW6037	21 x 21 x 2400	20
	STW6038	21 x 36 x 2400	10
	STW6039	21 x 44.5 x 2400	10
	STW6040	21 x 71 x 2400	10
	STW6041	21 x 92 x 2400	5
	STW6042	21 x 120 x 2400	5
	STW6043	21 x 145 x 2400	5
	STW6044	21 x 170 x 2400	5
	STW6045	21 x 220 x 2400	5
	STW6046	25 x 25 x 2400	20
	STW6047	34 x 34 x 2400	10
	STW6048	34 x 46 x 2400	10
	STW6049	34 x 71 x 2400	5
	STW6050	46 x 46 x 2400	10
	STW6051	46 x 71 x 2400	5
	STW6052	46 x 96 x 2400	5



Angled bead


	Product code	Size (mm)	Pack qty
Dark Hardwood	WDW1006	9 x 19 x 2400	10



Pine	WDW6006	9 x 19 x 2400	16
------	---------	---------------	----




Pine	WDW6009	12 x 15 x 2400	16
------	---------	----------------	----




Chamfered bead

Dark Hardwood	WDW1004	12 x 27 x 24	10
---------------	---------	--------------	----




Glass bead


Dark Hardwood	WDW1001	8 x 11 x 2400	15
	WDW1002	9 x 9 x 2400	15
	WDW1003	9 x 15 x 2400	15



Light Hardwood	WDW2001	8 x 11 x 2400	20
	WDW2002	9 x 15 x 2400	20



Pine	WDW6001	8 x 11 x 2400	20
	WDW6003	9 x 9 x 2400	20
	WDW6004	9 x 15 x 2400	20
	WDW6005	12 x 15 x 2400	20




Parting bead

Pine	WDW6002	8 x 20 x 2400	20
------	---------	---------------	----




Staff bead

Pine	WDW6010	15 x 20 x 2400	16
------	---------	----------------	----




Wedge bead


Pine	WDW6007	12 x 15 x 2400	16
------	---------	----------------	----



Pine	WDW6008	15 x 21 x 2400	16
------	---------	----------------	----



Pine	WDW6011	9 x 9 x 2400	20
------	---------	--------------	----



Pine	WDW6012	20 x 20 x 2400	16
------	---------	----------------	----





OUTDOOR BALUSTRADES

Innovative design + robust construction

More than ever, the outdoors is an extension of our living space. With Richard Burbidge Outdoor Balustrades, plain decked areas can become warm and welcoming places to relax, safe enclosed play areas and a beautiful feature all year round.

- Classic, contemporary and traditional designs
- Designed for easy construction
- Built to withstand the Great British weather

Above: Traditional outdoor with square baluster




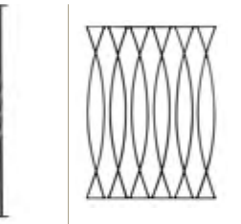


Traditional handrails & baserails

					
Description	Traditional multi purpose rail	Large traditional handrail with fillet	Large traditional baserail	Multi-purpose rail	Baserail support bracket
Product code	LD201C	LD265	LD246	LD264	LD244
Size (mm)	1800 x 32 x 66	2400 x 68 x 68	2400 x 32 x 68	3600 x 35 x 62	182 x 89 x 15
Pack qty	1	1	1	1	6

Traditional balusters and panels

							
Description	41mm Colonial spindle	32mm Square baluster	41mm Square baluster	Stop chamfer baluster	Glass panel with brackets*	Glass panel with brackets*	Sunburst
Product code	LD200	LD252	LD226	LD248	LD258	LD258PACK	LD211
Size (mm)	900 x 41 x 41	900 x 32 x 32	900 x 41 x 41	900 x 41 x 41	876 x 150 x 8	876 x 150 x 8	1130 x 760 x 36
Pack qty	1	1	1	1	1	4	1

Outdoor balustrade fixings

						
Description	Cross hatch	Straight metal baluster	Twist metal baluster	Classic metal panel	Twist bracket c/w cover cap	Baserail support bracket
Product code	LD212	LD237	LD238	LD241	LD333	LD244
Size (mm)	1130 x 760 x 36	769 x 12 x 12	769 x 12 x 12	769 x 580 x 18	N/A	182 x 89 x 15
Pack qty	1	1	1	1	4	1

Traditional newels

								
Description	82mm Colonial newel	82mm Colonial newel (1.5m)	75mm Patrice newel	82mm Patrice newel	82mm Patrice newel (1.5m)	82mm Patrice newel (1.8m)	82mm Stop chamfered newel	82mm Stop chamfered newel
Product code	LD202	LD250	LD207	LD209	LD251	LD254	LD249	LD257
Size (mm)	1195 x 82 x 82	1500 x 82 x 82	1195 x 75 x 75	1195 x 82 x 82	1500 x 82 x 82	1800 x 82 x 82	1195 x 82 x 82	1375 x 82 x 82
Pack qty	1	1	1	1	1	1	1	1

All of our outdoor timber products are treated to UC3 U, other than LD254 which is treated to UC4. *Only suitable for use with LD265 and LD264.

Classic Square & Metal Balustrades

Classic handrails & baserails



Description	L rail	Flat capping rail
Product code	LD259	LD220
Size (mm)	2400 x 58 x 68	2400 x 27 x 115
Pack qty	1	1

Classic balusters



Description	32mm Square baluster	41mm Square baluster	Metal Victorian baluster	Metal Abbey baluster
Product code	LD252	LD226	LD260	LD261
Size (mm)	900 x 32 x 32	900 x 41 x 41	820 x 26 x 6	820 x 26 x 6
Pack qty	1	1	5	5

Classic newels



Description	Square newel
Product code	LD224
Size (mm)	1375 x 82 x 82
Pack qty	1

Classic Glass & American Outdoor

Classic handrails & baserails



Description	Glass panel carrying rail*	American rail**	Flat capping rail
Product code	LD263	LD206	LD220
Size (mm)	2400 x 68 x 40	1800 x 27 x 120	2400 x 27 x 115
Pack qty	1	1	1

Classic balusters and panels



Description	Glass panel*	Glass panel*	32mm American baluster**
Product code	LD262	LD262PACK	LD205
Size (mm)	876 x 150 x 8	876 x 150 x 8	900 x 32 x 32
Pack qty	1	4	1

Classic newels



Description	Square newel*	75mm Patrice newel**	82mm Patrice newel**	82mm Patrice newel (1.5m)**
Product code	LD224	LD207	LD209	LD251
Size (mm)	1375 x 82 x 82	1200 x 75 x 75	1200 x 82 x 82	1500 x 82 x 82
Pack qty	1	1	1	1



All of our outdoor timber products are treated to UC3 U, other than LD254 which is treated to UC4. *Classic glass system **Classic American system

Contemporary Balustrades

Contemporary rails

		
Description	Softwood round rail	Softwood capping rail
Product code	LD218	LD220
Size (mm)	2200 x Ø54	2400 x 27 x 115
Pack qty	1	1

Contemporary fixings

		
Description	Rail to newel bracket - rake	Rail to newel bracket - landing
Product code	LD558	LD559
Size (mm)	N/A	N/A
Pack qty	2	2

Contemporary balusters and panels

			
Description	Softwood round spindle	Glass panel with brackets	Glass panel with brackets
Product code	LD227	LD258	LD258PACK
Size (mm)	900 x Ø35	876 x 150 x 8	876 x 150 x 8
Pack qty	1	1	4

Contemporary newels

	
Description	Softwood round newel
Product code	LD223
Size (mm)	1375 x 90 x 90
Pack qty	1

Treated Outdoor

Treated softwood structural components

				
Description	35° cut string for 3 steps	35° cut string for 5 steps	Ball cap	Patrice cap
Product code	LD402	LD403	LD203	LD204
Size (mm)	1000 x 48 x 260	1674 x 48 x 260	95 x 75 x 75	120 x 120
Pack qty	1	1	1	1

All of our outdoor timber products are treated to UC3 U, other than LD254 which is treated to UC4.



PORCHES & CANOPIES





Stylish additions + simplified construction

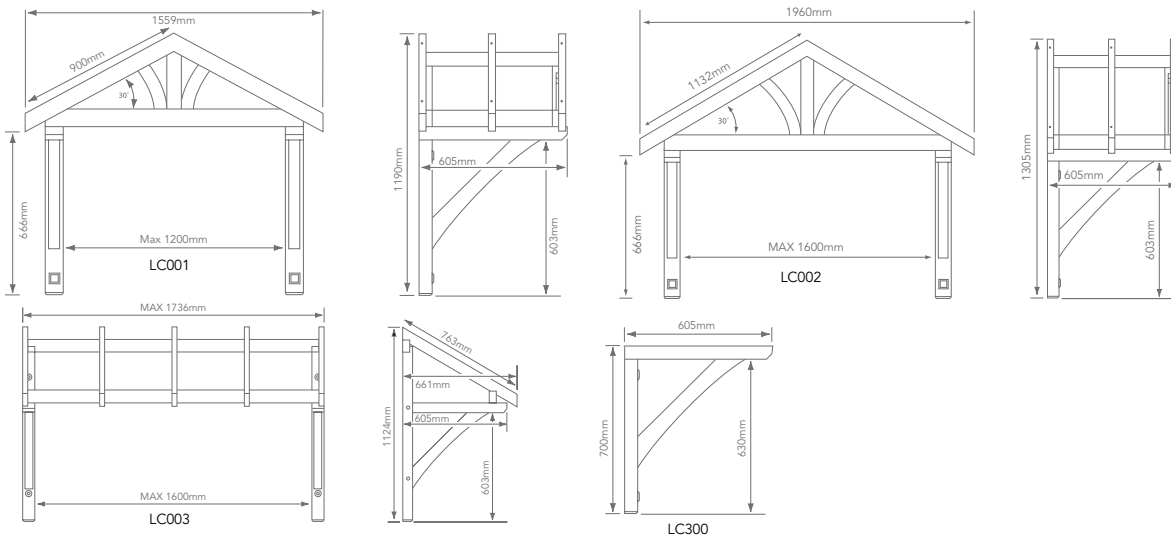
Richard Burbidge make it easy to give a front door a little more kerb appeal, with our stylish and innovative timber porch canopy and accessory kits. There's no need to design or make precise joinery cuts and each component is even pre-drilled.

- Classic, contemporary and traditional designs
- Designed for easy construction
- Built to withstand the Great British weather

Above: Apex porch canopy

Porches & canopies

				
Description	1200 Apex porch canopy	1600 Apex porch canopy	Flat roof canopy (1200 x 1600mm)	Single gallows bracket
Product code	LC001	LC002	LC003	LC300
Size (mm)	1559 x 1190 x 605	1960 x 1305 x 605	1736 x 1124 x 605	700 x 630 x 605
Pack qty	1	1	1	1



Accessories

White Oak



Description	Porch finial
Product code	LC200
Size (mm)	690 x 75 x 75
Pack qty	1



Above: Flat roof canopy.



FUSION® OUTDOOR

Modern styling + design flexibility

Visually stunning and easy to install, Fusion® Outdoor injects contemporary style into any outdoor living area. Based on a distinctive union of timber handrails and modern aluminium components, completed with 8mm clear toughened safety glass panels.

- Classic, contemporary and traditional designs
- Designed for easy construction
- Built to withstand the Great British weather

Above: Fusion® Glass

Domestic ground level

Description	Glass panel & 4 fixing brackets	Small glass panel & 4 fixing brackets	Aluminium rail with brackets	Aluminium newel cap c/w cap, base & infill	Hardwood top rail	Rail to rail bracket	Rail to wall bracket	Rail to newel bracket
Product code	LD579	LD584	LD500	LD502	LD585	LD506	LD582	LD507
Size (mm)	800 x 750 x 8	350 x 750 x 8	1800 x Ø46	900 x 41 x 41	2200 x Ø80	N/A	N/A	N/A
Pack qty	1	1	1	1	1	1	2	2

Domestic raised level / Commercial

Description	Glass panel & 4 fixing brackets	Small glass panel & 4 fixing brackets	Aluminium rail with 2 brackets	Hardwood top rail	Aluminium newel post	Rail to rail bracket	Rail to wall bracket	End cap for timber rail	Newel to timber rail support bracket
Product code	LD579	LD584	LD578	LD585	LD575	LD576	LD582	LD583	LD577
Size (mm)	800 x 750 x 8	350 x 750 x 8	900 x Ø46	2200 x Ø80	1000 x Ø80	N/A	N/A	N/A	N/A
Pack qty	1	1	1	1	1	1	2	2	1

Fusion® Juliette balconies

White Oak

Description	Juliette balcony kit - oversized glass	Juliette balcony kit - oversized glass	Juliette balcony kit - oversized glass
Product code	JULKIT01	JULKIT02	JULKIT03
size (mm)	970 x 1110	1500 x 1570	1870 x 2010



Above: Fusion® Juliette Balcony.



DIY TIMBER

Contemporary features + bright thinking

The ideal combination of quality panels and strip wood that will provide the ingredients for DIY achievement. Selected timbers and precision machining are the key to a successful project, and that's what we provide.

- Useful range of sizes
- Timber carefully selected to minimise faults

Above: Solid Redwood Pine Boards

Handy Packs are shrinkwrapped and barcoded multiple packs. Each piece is individually barcoded so packs can be split for retail. PSE or Planed Square Edge timber is a smooth, machined square section of timber used where a neat, clean finish is required. Available in a variety of sizes.

	Code	Size (mm)	Pack qty
12mm Thick PSE Handy Pack			
Whitewood Pine	54395	12 x 21 x 2400	12
	50095	12 x 34 x 1800	8
	50096	12 x 34 x 2400	8
	50194	12 x 46 x 1800	6
	50195	12 x 46 x 2400	6
	50294	12 x 71 x 1800	4
	50295	12 x 71 x 2400	4
	50394	12 x 96 x 1800	3
	50395	12 x 96 x 2400	3

	Code	Size (mm)	Pack qty
19mm Thick PSE Handy Pack			
Whitewood Pine	51492	19 x 19 x 1800	12
	51493	19 x 19 x 2400	12
	51595	19 x 34 x 1800	8
	51596	19 x 34 x 2400	8
	51599	19 x 34 x 3000	8
	51695	19 x 46 x 1800	6
	51696	19 x 46 x 2400	6
	51699	19 x 46 x 3000	6
	51790	19 x 71 x 1800	4
	51791	19 x 71 x 2400	4
	51794	19 x 71 x 3000	4
	51890	19 x 96 x 1800	3
	51891	19 x 96 x 2400	3
	51896	19 x 96 x 3000	3
	51990	19 x 145 x 1800	3
	51991	19 x 145 x 2400	3
	51996	19 x 145 x 3000	3
	57218	19 x 185 x 1800	1
	57224	19 x 185 x 2400	1
	57230	19 x 185 x 3000	1

	Code	Size (mm)	Pack qty
21mm Thick PSE Handy Pack			
Whitewood Pine	52091	21 x 21 x 1800	10
	52092	21 x 21 x 2400	10
	52290	21 x 46 x 1800	6
	52291	21 x 46 x 2400	6

	Code	Size (mm)	Pack qty
34mm Thick PSE Handy Pack			
Whitewood Pine	52994	34 x 34 x 1800	4
	52995	34 x 34 x 2400	4
	52998	34 x 34 x 3000	4
	53090	34 x 46 x 1800	4
	53091	34 x 46 x 2400	4
	53191	34 x 71 x 2400	3
	53291	34 x 96 x 2400	3

	Code	Size (mm)	Pack qty
46mm Thick PSE Handy Pack			
Whitewood Pine	53390	46 x 46 x 1800	4
	53391	46 x 46 x 2400	4
	53394	46 x 46 x 3000	4
	53491	46 x 71 x 1800	3
	53490	46 x 71 x 2400	3
	53494	46 x 71 x 3000	3
	53590	46 x 96 x 2400	3
	53593	46 x 96 x 3000	3

Register for an online account



Register for an online account with at **richardburbidge.com** and you'll benefit from our trade support including:

- Easy online ordering
- Bespoke quotes
- Trade prices
- Payment terms
- Real-time stock levels
- Download imagery*
- Marketing support


Scan here to register for an online account



*feature is coming soon.

Solid Redwood Pine Boards & Sawnwood

Solid pine boards

	Product code	Size (mm)	Pack qty
18mm Thick 	93630	18 x 200 x 900	1
	93631	18 x 300 x 900	1
	93632	18 x 400 x 900	1
	93633	18 x 500 x 900	1
	93634	18 x 200 x 1200	1
	93635	18 x 300 x 1200	1
	93636	18 x 400 x 1200	1
	93637	18 x 500 x 1200	1
	93638	18 x 200 x 1800	1
	93639	18 x 300 x 1800	1
	93640	18 x 400 x 1800	1
	93641	18 x 500 x 1800	1
	93642	18 x 600 x 1800	1
	93643	18 x 200 x 2400	1
	93644	18 x 300 x 2400	1
	93645	18 x 400 x 2400	1
	93646	18 x 500 x 2400	1
93647	18 x 600 x 2400	1	
27mm Thick	93652	27 x 300 x 1200	1
	93653	27 x 400 x 1200	1
	93654	27 x 500 x 1200	1
	93655	27 x 600 x 1200	1
	93656	27 x 300 x 1800	1
	93657	27 x 400 x 1800	1
	93658	27 x 500 x 1800	1
	93659	27 x 600 x 1800	1
	93660	27 x 300 x 2400	1
	93661	27 x 400 x 2400	1
	93662	27 x 500 x 2400	1
	93663	27 x 600 x 2400	1

Sawnwood

	Product code	Size (mm)	Pack qty
19mm Sawnwood	70083	19 x 38 x 1800	10
	70084	19 x 38 x 2400	10
19mm Treated Sawnwood	70116	19 x 38 x 1800	10
	70117	19 x 38 x 2400	10
22mm Sawnwood	70092	22 x 75 x 2400	5
	70094	22 x 100 x 2400	5
	70096	22 x 150 x 2400	5
25mm Sawnwood	70731	25 x 25 x 2400	10
	70089	25 x 50 x 1800	10
	70090	25 x 50 x 2400	10
25mm Treated Sawnwood	70468	25 x 38 x 1800	6
	70469	25 x 38 x 2400	6
	70470	25 x 50 x 1800	6
	70471	25 x 50 x 2400	6
35mm Sawnwood	70732	35 x 35 x 2400	6
45mm Sawnwood	70099	45 x 45 x 3000	4
	70472	45 x 45 x 1800	4
45mm Treated Sawnwood	70473	45 x 70 x 1800	3
	70474	45 x 95 x 1800	2
	70098	47 x 50 x 2400	4
	70101	47 x 75 x 2400	3
47mm Sawnwood	70104	47 x 100 x 2400	2
	70119	47 x 50 x 2400	4
	70122	47 x 75 x 2400	3
47mm Treated Sawnwood	70125	47 x 100 x 2400	2
	70137	38 x 63 x 2400	1
	70138	38 x 89 x 2400	1
CLS Treated			



MAKE AND FIT A PINE BOARD SHELF



Above: Solid pine boards used to make shelves, wall panels, furniture and architectural furniture

Post-to-post handrail system – mortise and tenon fix

The Richard Burbidge post-to-post handrail system – mortise and tenon fix (also known as post-to-post) is designed for traditional fixing using mortise and tenon joints to fix the handrails to newels.

This system is designed primarily for professional installation by tradesmen who are fully conversant with this type of traditional woodworking joint.

We recommend that tenons are constructed so that they are a minimum one-third the width of the handrail and half the length of the newel post. Tenons should be draw bored using a minimum 9mm diameter dowel.

We do not recommend the use of post-to-post handrail system – bracket fix newel base heights when setting out the post-to-post handrail system – mortise and tenon fix. Newel base heights for this system should be calculated by setting out the newels and establishing where the handrail will meet the newel post.

Over-the-post handrail system – continuous fix

The Richard Burbidge over-the-post handrail system – continuous fix (also known as over-the-post) is designed for professional installation by skilled tradesmen.

This system uses straight lengths of handrail connected to a series of shaped handrail fittings and ramps which allow the handrail to flow over the tops of newels.

All handrail fittings and ramps are supplied over long and will need to be cut down to suit the individual staircase pitch.

Handrail fittings and ramps are supplied with tie-rail bolts to allow jointing of the fittings to rails. Full instructions on how to use the tie-rail bolts are supplied with the fittings.

Post-to-post handrail system – twist bracket

The Richard Burbidge patented post-to-post handrail system enables stair balustrade to be replaced and constructed quickly and easily without the need for professional woodworking mortise and tenon joints.

Fusion® Domestic Balustrading

Richard Burbidge Fusion® stair balustrading comprises a patented system of pre-finished round newel posts and handrails connected together using a series of metal connectors.

Balusters and glass panels fix into place using brackets designed to adjust to suit staircase pitches between 38° & 45°.

Fusion® can be fitted to either existing or new newel bases. To use existing newel bases, these must be fixed centrally to the staircase string and the front face of the riser concerned.

Immix® Balustrading

Richard Burbidge Immix® stair balustrading comprises of pre-finished square newel posts, handrails and baserails connected together using a series of gun metal brackets to suit staircase pitches between 40° & 43°.

With a grooved hand and baserail, the glass panels are held in with silicone and fillets between a covered with a gun metal coloured fillet stip.

Intermediate Newels

All Richard Burbidge systems have been independently tested for runs of up to 2.4 metres on landings; it is recommended that an intermediate newel is used on runs over this length.

Fusion® and Immix® glass systems require an intermediate newel on raked runs over 2.4m as well as the landing runs.

Spindle, Baluster and Glass Calculations

Building Regulations state that the space between spindles should not allow the passage of a 100mm sphere.

To calculate how many spindles you need on the rake, count the number of treads between newels. Allow two spindles per tread and one per tread where there is a newel post.

As Elements® balusters use pre-drilled rails the rake calculation is - overall length in mm divided by 125.

To calculate how many spindles you need on the landing, divide the run length in millimetres by the centres listed in

Spindle Size	Centre
Fusion® Baluster	117mm
Elements® Baluster	90mm
Trademark Metal Baluster	110mm
32mm	112mm
41mm	121mm
55mm	135mm

Glass Panel Infill - Calculation For Stairs

Pitch	Number of Panels Required											
	1		2		3		4		5		6	
	Min.	Max.	Min.	Max.	Min.	Max.	Min.	Max.	Min.	Max.	Min.	Max.
38	380	380	648	749	914	1117	1183	1484	1451	1854	1718	2222
39	386	386	657	759	928	1133	1200	1505	1471	1880	1742	2253
40	391	391	667	770	941	1149	1217	1527	1492	1907	1767	2285
41	397	397	677	782	955	1166	1235	1550	1515	1936	1794	2320
42	403	403	687	794	970	1184	1255	1574	1538	1966	1822	2356
43	410	410	698	807	986	1203	1275	1599	1563	1998	1851	2394
44	417	417	710	820	1002	1224	1296	1626	1589	2031	1882	2434
45	424	424	722	835	1020	1245	1318	1654	1617	2066	1915	2476

Please use fitting instructions available to download from website - all runs over 2.4m require a newel post in the middle of the run (mid newel).

The table above is based on spacing glass panel 50mm from inside face of newel base.

Procedure

- Measure total length of rake (stairs) from inside of base to inside of base.
- If distance is greater than 2400mm then subtract 110mm from measurement (110mm is diagonal length of 82mm mid newel base) and divide by 2.
- Choose correct pitch of stairs and work across table until the above measurement falls ideally between min and max measurements.

Example

Distance on rake between newel bases = 3500mm

$3500 - 110 = 3390\text{mm}$

$3390\text{mm} \text{ divided by } 2 = 1695\text{mm}$

Staircase is 42 deg pitch, so go to left hand column on table above and go across until it falls within min max limits = 5 panels x 2 = 10 panels for rake.

Glass Panel Infill - Calculation For Landing

Please use fitting instructions available to download from website - All runs over 2.4m require a newel post in the middle of the run (mid newel).

Procedure

Take length of run in mm and divide by 290 and round up to get panel count.

Example

Distance on landing between newel bases = 2000mm
 $2000 \text{ divided by } 290 = 6.89$. 7 panels for run.



Please help us care
for the environment
by recycling



Customer Services 01691 678 300
Technical Support 01691 678 212
Joinery 01691 678232
order@richardburbidge.co.uk
www.richardburbidge.com

Scan this QR code
to visit the
Richard Burbidge
website.

